

# **BALDOR**® • **RELIANCE**

## **Product Information Packet**

### **L3409M**

**.5HP, 1725RPM, 1PH, 60HZ, 48, 3421L, TEFC, F1**

Copyright © All product information within this document is subject to Baldor Electric Company copyright © protection, unless otherwise noted.

Part Detail							
Revision:	R	Status:	PRD/A	Change #:		Proprietary:	No
Type:	AC	Prod. Type:	3421L	Elec. Spec:	34WG5594	CD Diagram:	
Enclosure:	TEFC	Mfg Plant:		Mech. Spec:	34C051	Layout:	
Frame:	48	Mounting:	F1	Poles:	04	Created Date:	
Base:	RG	Rotation:	R	Insulation:	B	Eff. Date:	10-02-2012
Leads:	6#18,1#16 #4TH	Literature:		Elec. Diagram:		Replaced By:	

**Nameplate NP1257L**

CAT.NO.	L3409M						
SPEC.	34C51-5594						
HP	.5						
VOLTS	115/230						
AMP	7.4/3.7						
RPM	1725						
FRAME	48	HZ	60	PH	1		
SER.F.	1.25	CODE	J	DES	N	CL	B
NEMA-NOM-EFF	68	PF	66				
RATING	40C AMB-CONT						
CC		USABLE AT 208V	4.3				
DE	6203	ODE	6203				
ENCL	TEFC	SN					
	SFA 8.2/4.1						

Parts List		
Part Number	Description	Quantity
SA008578	SA 34C51-5594	1.000 EA
RA005025	RA 34C51-5594	1.000 EA
NS2512A01	INSULATOR, CONDUIT BOX X	1.000 EA
34CB3002A	CB CAST W/.88 DIA HOLE	1.000 EA
34GS1029A01	GASKET, CONDUIT BOX	1.000 EA
51XB1016A07	10-16 X 7/16 HXWSSLD SERTYB	2.000 EA
11XW1032G06	10-32 X .38, TAPTITE II, HEX WSHR SLTD U	1.000 EA
51XW0832A07	8-32 X .44, TAPTITE II, HEX WSHR SLTD SE	2.000 EA
34EP3102A01SP	FR ENDPLATE, MACH	1.000 EA
NS2500A01	INSULATOR, AUTO THER PROT	1.000 EA
WD1000A03	41531 AMP FLG.TERM,4M/REEL(2.5MIL)	1.000 EA
34CB4800SP	CAPACITOR COVER, STAMPED	1.000 EA
34GS3000SP	GASKET, CAPACITOR BOX	1.000 EA
51XB1016A05	10-16X5/16HX WA SL SR TYB (F/S)	2.000 EA
HW5100A03SP	WAVY WASHER (W1543-017)	1.000 EA
34EP3102A02SP	FR/PU ENDPLATE, MACH	1.000 EA
XY1032A02	10-32 HEX NUT DIRECTIONAL SERRATION	4.000 EA
34FN3002A01SP	EXTERNAL FAN, PLASTIC, .637/.639 HUB W/	1.000 EA
34FH4002A01	IEC FH NO GREASER	1.000 EA
51XW1032A06	10-32 X .38, TAPTITE II, HEX WSHR SLTD S	3.000 EA
34CB4517	CB LID 4 MTG HOLES .22 DIA STAMPED, FOR	1.000 EA
34GS1031A01	GASKET, FLAT CONDUIT BOX LID (LEXIDE)	1.000 EA
51XW0832A07	8-32 X .44, TAPTITE II, HEX WSHR SLTD SE	4.000 EA
MG1000G27	PAINT- S9282E CHARCOAL GREY	0.014 GA

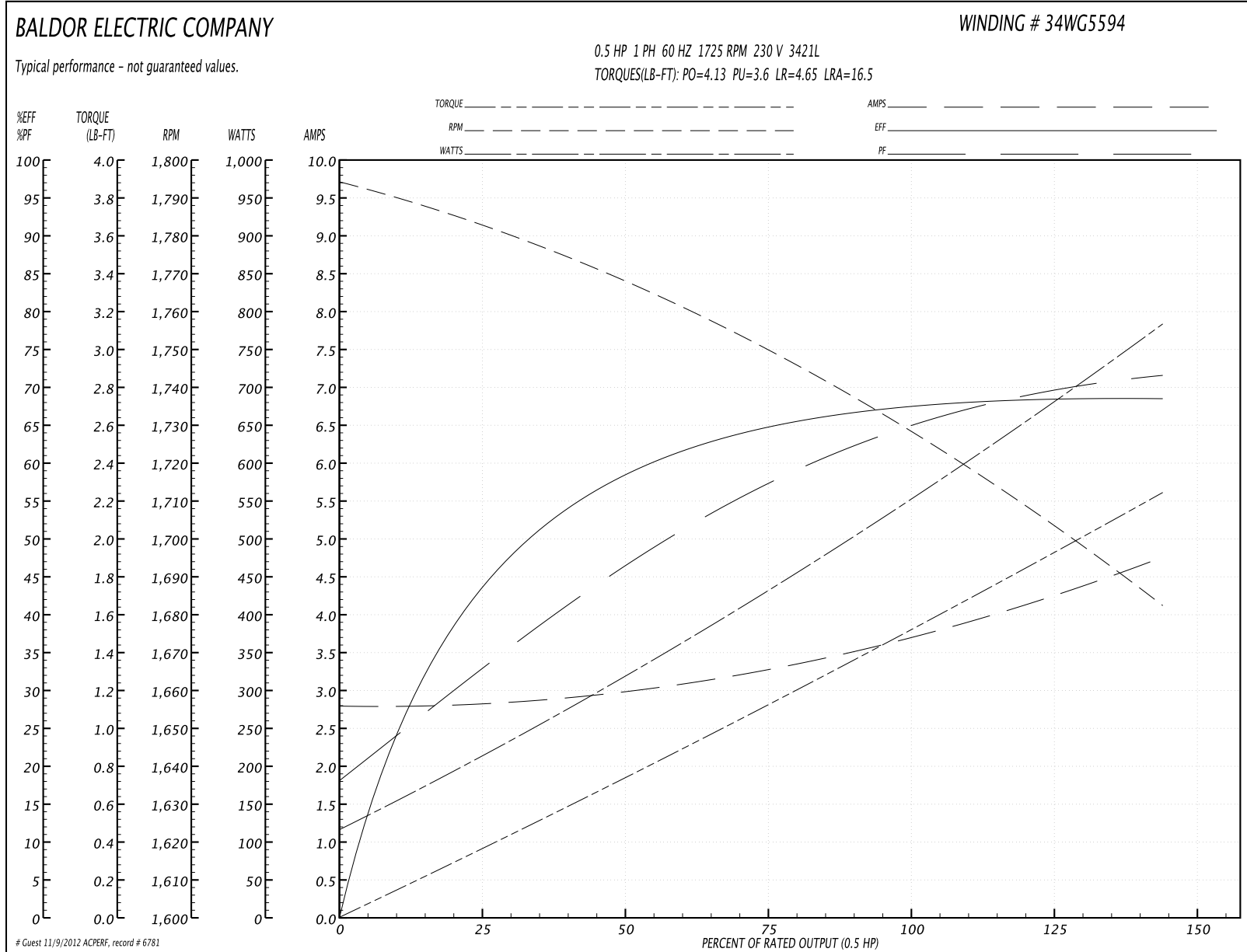
Parts List (continued)		
Part Number	Description	Quantity
10XF0440S02	04-40 X 1/8 TYPE F HEX HD STAINLESS STIC	2.000 EA
EC1270A02SP	ELEC CAP, 270-324 MFD, 125V, 1.48D X 3.	1.000 EA
SP5056A24	MODEL 34 TYPE L STATIONARY SWITCH WITH L	1.000 EA
HA3100A44	THRUBOLT 10-32 X 8.000	4.000 EA
LB1119	WARNING LABEL	1.000 EA
LB1125C01	STD (STOCK) CARTON LABEL BALDOR WITH FLA	1.000 EA
LB1087	LABEL,MANUAL RESET (ROLL LABEL)	1.000 EA
LC0008	1PH,DV,7-LEAD,THERMAL,CONNECTION DIAGRAM	1.000 EA
NP1257L	ALUM UL CSA CC THERMAL REV MTG	1.000 EA
34PA1002	PACKING GROUP, BALDOR	1.000 EA

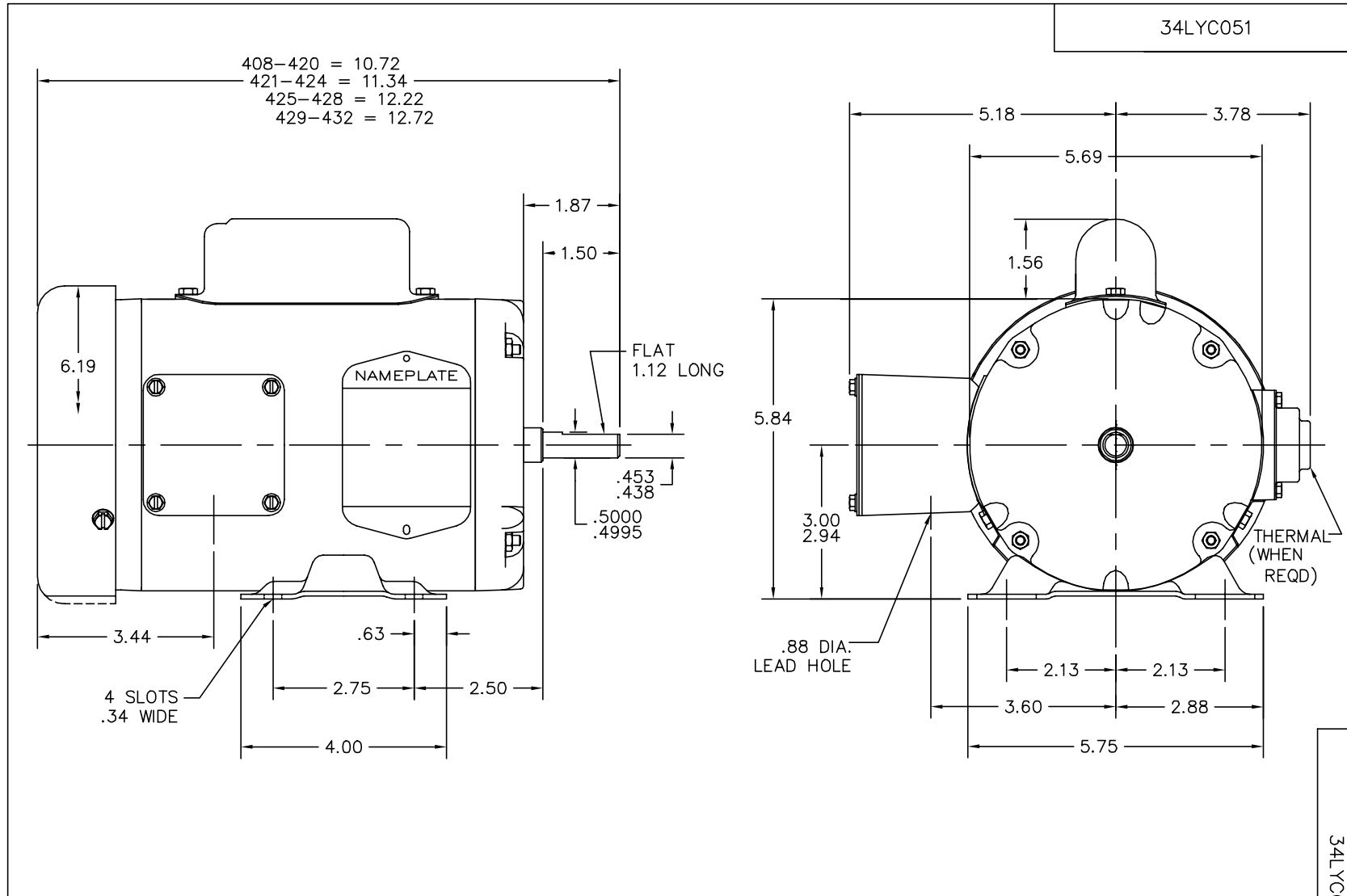
Accessories		
Part Number	Description	Multiplier
34-3900T	C-FACE KIT	A8

**Performance Data at 230V, 60Hz, 0.5HP (Typical performance - Not guaranteed values)**

General Characteristics							
Full Load Torque:	1.5 LB-FT			Start Configuration:	DOL		
No-Load Current:	2.8 Amps			Break-Down Torque:	4.13 LB-FT		
Line-line Res. @ 25°C.:	4.44 Ohms A Ph / 3.19 Ohms B Ph			Pull-Up Torque:	3.6 LB-FT		
Temp. Rise @ Rated Load:	63 C			Locked-Rotor Torque:	4.65 LB-FT		
Temp. Rise @ S.F. Load:	77 C			Starting Current:	16.5 Amps		
Load Characteristics							
% of Rated Load	25	50	75	100	125	150	S.F.
Power Factor:	32.0	46.0	59.0	66.0	72.0	80.0	72.0
Efficiency:	42.0	58.0	65.0	68.0	69.0	68.0	69.0
Speed:	1783.0	1765.0	1750.0	1730.0	1710.0	1680.0	1710.0
Line Amperes:	2.8	3.0	3.3	3.7	4.1	4.8	4.1

Performance Graph at 230V, 60Hz, 0.5HP Typical performance - Not guaranteed values





CUSTOMER IS RESPONSIBLE FOR DETERMINING THAT BALDOR'S PRODUCT WILL PERFORM SUITABLY IN THE INTENDED APPLICATION.

REV. DESC: UPDATE OVERALL LENGTHS		
REV. LTR: L	VERSION: 04	TDR: 000000767401
FILE: \AAA\00025\908		REVISED: 09:00:29 10/02/2012
MTL: -	BY: ENBUFCFO	

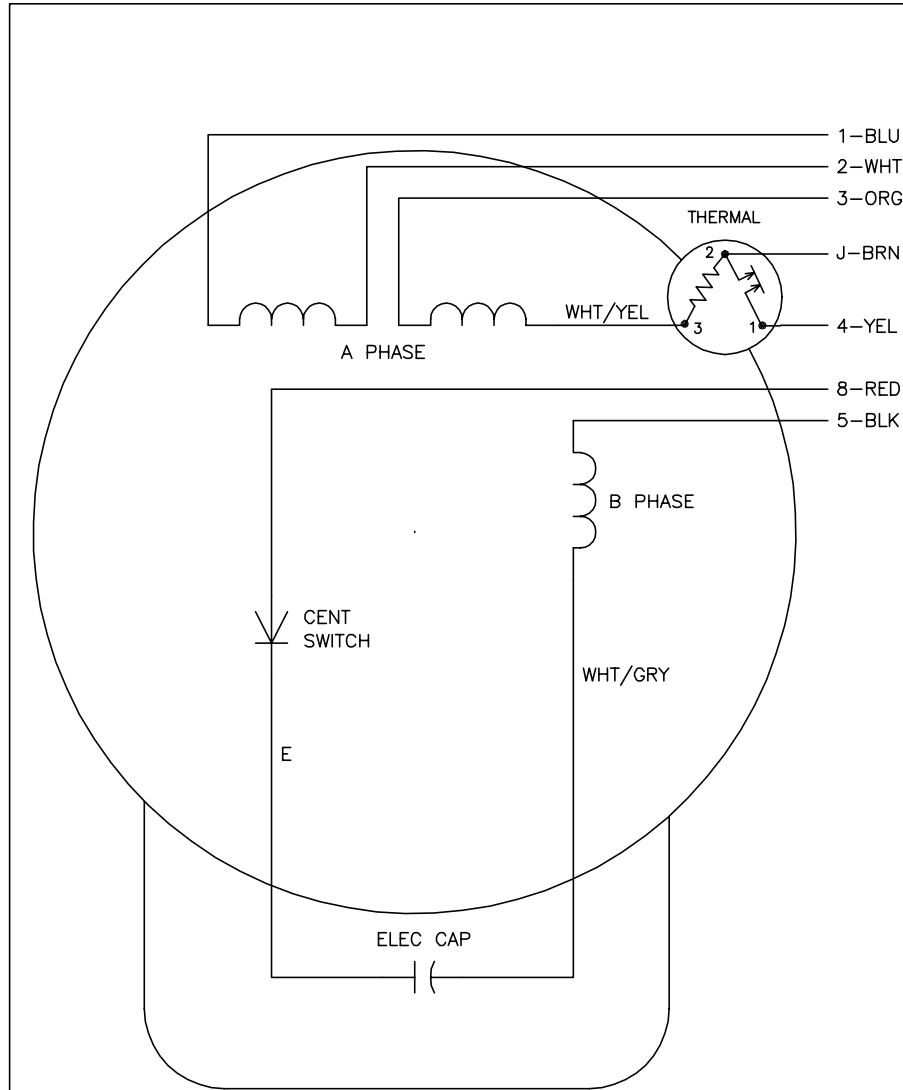
**BALDOR**

STD HORZ MODEL 34L NEMA 48 TEFC

SH 1 of 1



CD0008



	LINE A	LINE B	JOIN	JOIN
HIGH STD	1	4	2,3,8	J,5
HIGH OPP	1	4	2,3,5	J,8
LOW STD	1,3,8	4	-	2,J,5
LOW OPP	1,3,5	4	-	2,J,8

NOTES:

1. STANDARD ROTATION IS CCW FACING END OPPOSITE SHAFT EXTENSION.
2. MULTIPLE CAPACITORS ARE CONNECTED IN PARALLEL UNLESS OTHERWISE SPECIFIED.
3. LEAD COLORS ARE OPTIONAL. LEADS MUST ALWAYS BE NUMBERED AS SHOWN.

REV. DESC: REMOVE 2-TERMINAL THERMAL DETAIL, SEE CD0008A02		
REV. LTR: F	VERSION: 01	TDR: 000000360649
80000D	FILE: \AAA\00007\408	REVISED: 10:56:54 04/18/2005
	MTL: -	BY: ENJOEPO

**BALDOR ELECTRIC Co.**

TYPE L, DV, REV, THERMAL, 7 LEADS

CD0008