

# **BALDOR® • RELIANCE**

## **Product Information Packet**

### **L3507A**

**.75HP, 1725RPM, 1PH, 60HZ, 56, 3428LC, TEFC, F1**

Copyright © All product information within this document is subject to Baldor Electric Company copyright © protection, unless otherwise noted.

Part Detail							
Revision:	R	Status:	PRD/A	Change #:		Proprietary:	No
Type:	AC	Prod. Type:	3428LC	Elec. Spec:	34WGW998	CD Diagram:	
Enclosure:	TEFC	Mfg Plant:		Mech. Spec:	34G426	Layout:	
Frame:	56	Mounting:	F1	Poles:	04	Created Date:	
Base:	RG	Rotation:	R	Insulation:	B	Eff. Date:	10-08-2012
Leads:	6#18,1#16 #4TH	Literature:		Elec. Diagram:		Replaced By:	

**Nameplate NP1257L**

CAT.NO.	L3507A						
SPEC.	34G426W998						
HP	.75						
VOLTS	115/230						
AMP	8.2/4.1						
RPM	1725						
FRAME	56	HZ	60	PH	1		
SER.F.	1.25	CODE	L	DES	N	CL	B
NEMA-NOM-EFF	74	PF	80				
RATING	40C AMB-CONT						
CC	USABLE AT 208V			5.4			
DE	6203	ODE	6203				
ENCL	TEFC	SN					
	SFA 9.8/4.9						

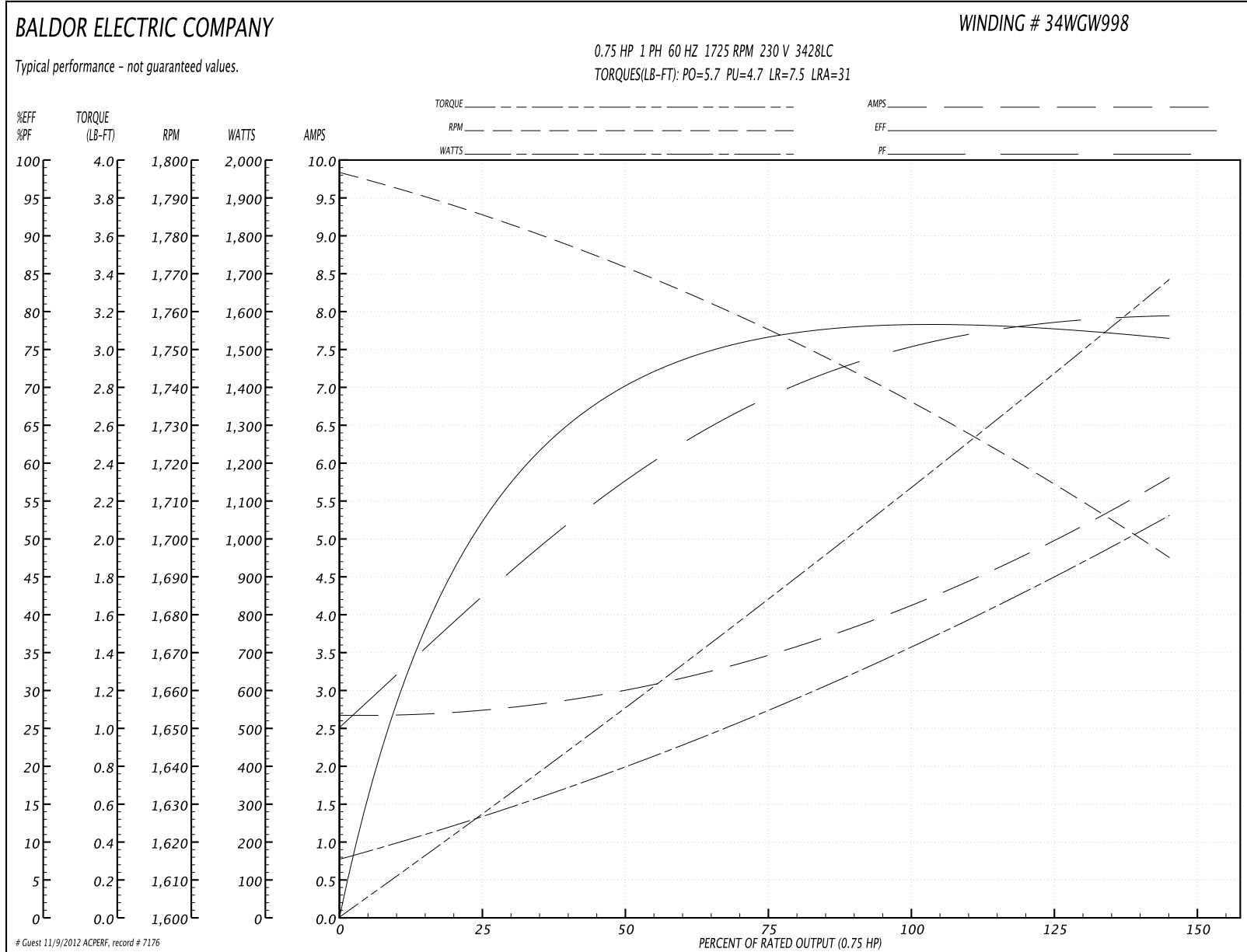
Parts List		
Part Number	Description	Quantity
SA005892	SA 34G426W998	1.000 EA
RA002638	RA 34G426W998	1.000 EA
OC3020F12SP	CYL OIL CAP 20MFD/370V	1.000 EA
EC1460A05SP	ELEC CAP, 460-552 MFD, 125V, 2.06D X 3.	1.000 EA
NS2512A01	INSULATOR, CONDUIT BOX X	1.000 EA
34CB3002A	CB CAST W/.88 DIA HOLE	1.000 EA
34GS1029A01	GASKET, CONDUIT BOX	1.000 EA
51XB1016A07	10-16 X 7/16 HXWSSLD SERTYB	2.000 EA
11XW1032G06	10-32 X .38, TAPTITE II, HEX WSHR SLTD U	1.000 EA
51XW0832A07	8-32 X .44, TAPTITE II, HEX WSHR SLTD SE	2.000 EA
34EP3102A01SP	FR ENDPLATE, MACH	1.000 EA
34CB3801	CAPACITOR BOX, DIE CAST	1.000 EA
34GS3002	GASKET, CAPACITOR BOX	1.000 EA
34GS5003A01	FOAM SLEEVE, ID = 2 1/16" X 4 3/8"	1.000 EA
51XB1214A08	12-14 X 1/2HX WS SL SR TYBX	2.000 EA
HW5100A03SP	WAVY WASHER (W1543-017)	1.000 EA
34EP3102A02SP	FR/PU ENDPLATE, MACH	1.000 EA
XY1032A02	10-32 HEX NUT DIRECTIONAL SERRATION	4.000 EA
34FN3002A01SP	EXTERNAL FAN, PLASTIC, .637/.639 HUB W/	1.000 EA
34FH4002A01	IEC FH NO GREASER	1.000 EA
51XW1032A06	10-32 X .38, TAPTITE II, HEX WSHR SLTD S	3.000 EA
34CB4517	CB LID 4 MTG HOLES .22 DIA STAMPED, FOR	1.000 EA
34GS1031A01	GASKET, FLAT CONDUIT BOX LID (LEXIDE)	1.000 EA
51XW0832A07	8-32 X .44, TAPTITE II, HEX WSHR SLTD SE	4.000 EA

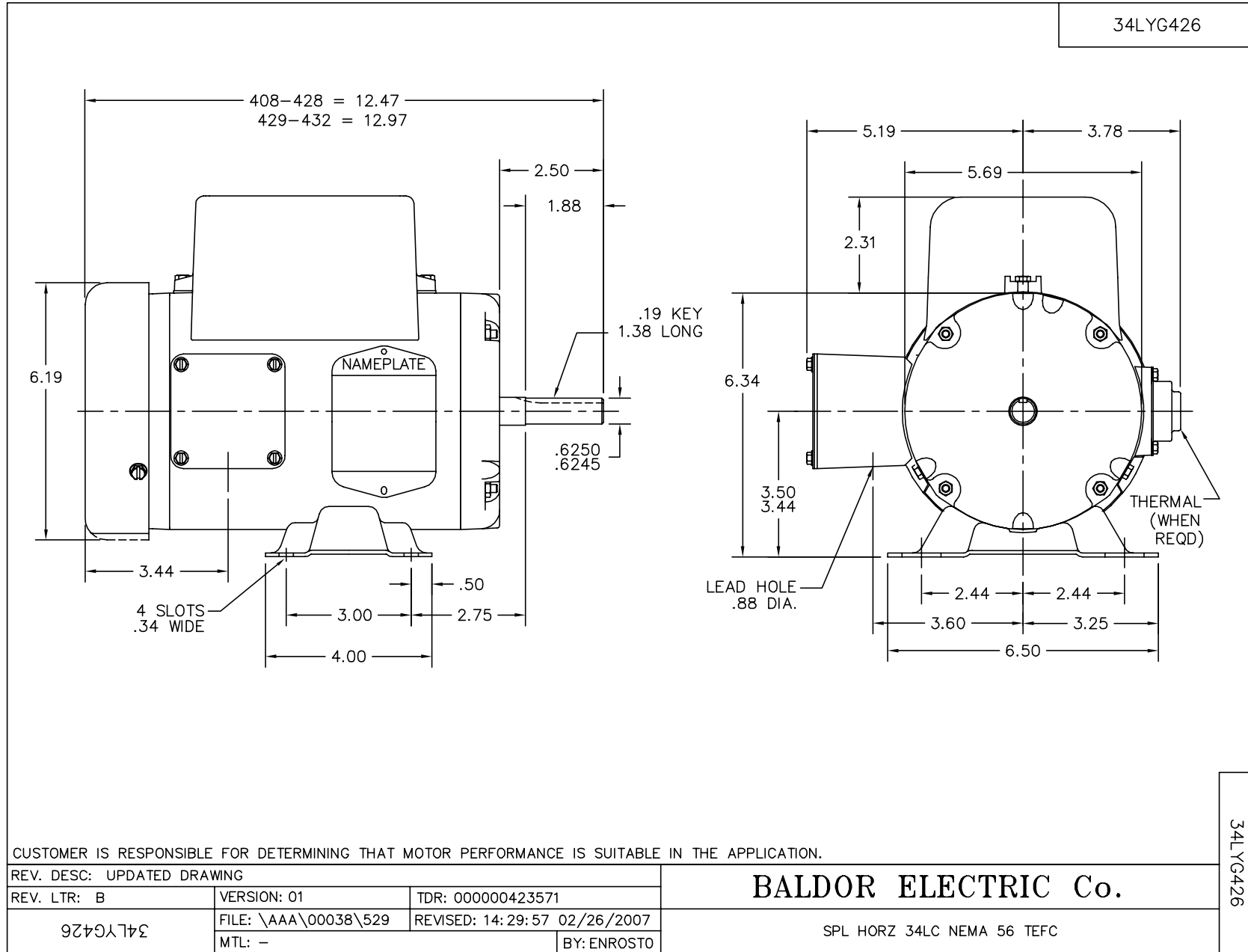
Parts List (continued)		
Part Number	Description	Quantity
HW2501D13SP	KEY, 3/16 SQ X 1.375	1.000 EA
HA7000A04	KEY RETAINER 0.625 DIA SHAFTS	1.000 EA
MG1000G27	PAINT- S9282E CHARCOAL GREY	0.014 GA
10XF0440S02	04-40 X 1/8 TYPE F HEX HD STAINLESS STIC	2.000 EA
SP5056A18	MODEL 34 TYPE LC STATIONARY SWITCH WITH	1.000 EA
HA3100A37	THRUBOLT 10-32 X 8.500	4.000 EA
LB5040	INSTRUCTION TAG, AC & DC	1.000 EA
LB1118	LABEL,WARNING (ROLL LABEL)	1.000 EA
LB1125C01	STD (STOCK) CARTON LABEL BALDOR WITH FLA	1.000 EA
LC0269	1PH,DV,REV,THERMAL,7 LD,LAMP THRU HTR H	1.000 EA
NP1257L	ALUM UL CSA CC THERMAL REV MTG	1.000 EA
34PA1005	PACKING GROUP, BALDOR	1.000 EA

Accessories		
Part Number	Description	Multiplier
34-171	C FACE KIT	A8

Performance Data at 230V, 60Hz, 0.75HP (Typical performance - Not guaranteed values)							
General Characteristics							
Full Load Torque:	2.25 LB-FT			Start Configuration:	DOL		
No-Load Current:	2.7 Amps			Break-Down Torque:	5.7 LB-FT		
Line-line Res. @ 25°C.:	3.11 Ohms A Ph / 1.73 Ohms B Ph			Pull-Up Torque:	4.7 LB-FT		
Temp. Rise @ Rated Load:	62 C			Locked-Rotor Torque:	7.5 LB-FT		
Temp. Rise @ S.F. Load:	81 C			Starting Current:	31.0 Amps		
Load Characteristics							
% of Rated Load	25	50	75	100	125	150	S.F.
Power Factor:	43.0	61.0	72.0	80.0	85.0	87.0	0.0
Efficiency:	53.6	67.7	73.0	73.9	93.2	71.4	0.0
Speed:	1784.0	1770.0	1755.0	1739.0	1717.0	1694.0	0.0
Line Amperes:	2.7	3.0	3.5	4.1	4.9	5.8	4.9

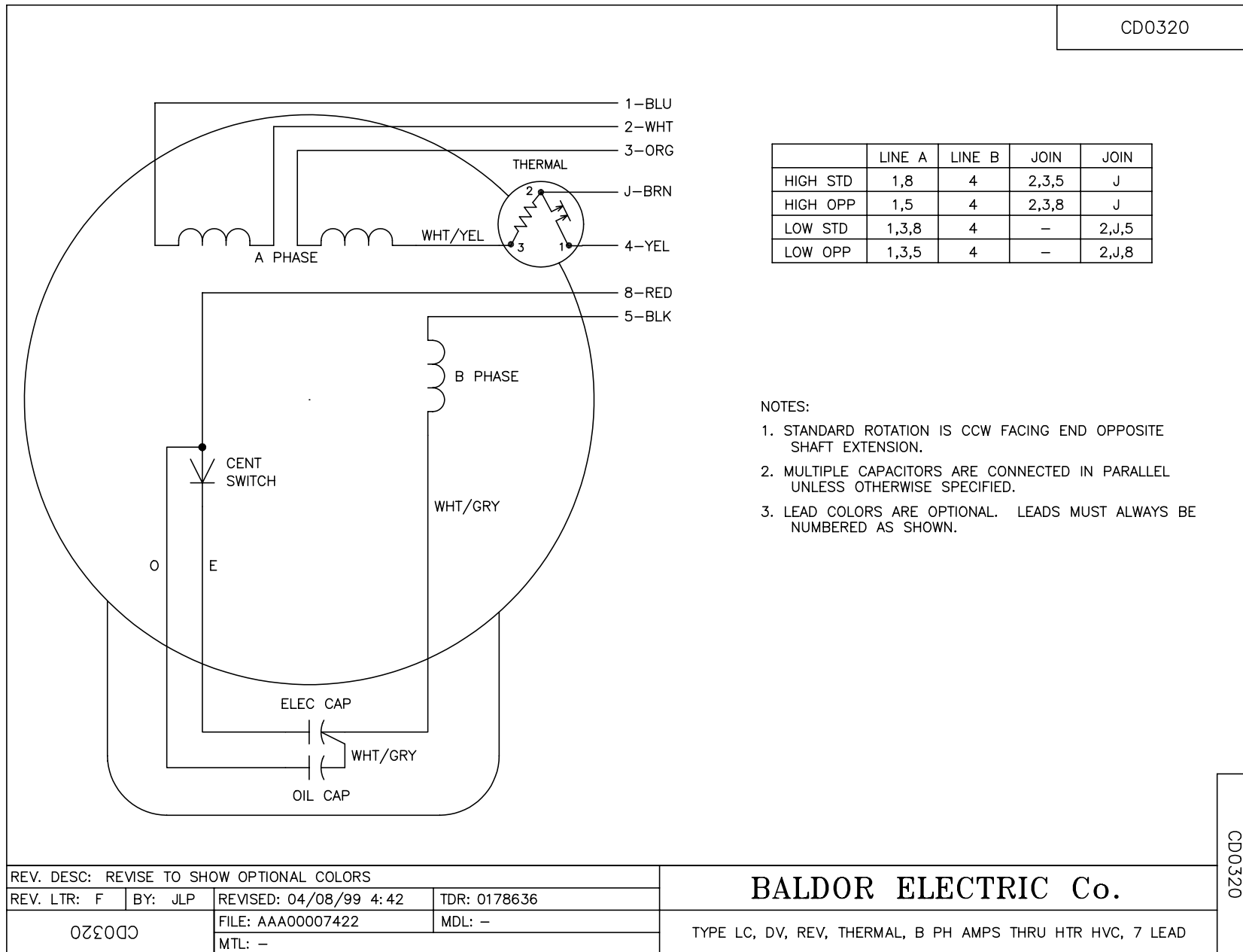
Performance Graph at 230V, 60Hz, 0.75HP Typical performance - Not guaranteed values







CD0320



REV. DESC: REVISE TO SHOW OPTIONAL COLORS			
REV. LTR: F	BY: JLP	REVISED: 04/08/99 4:42	TDR: 0178636
0320		FILE: AAA00007422	MDL: -
		MTL: -	

**BALDOR ELECTRIC Co.**

TYPE LC, DV, REV, THERMAL, B PH AMPS THRU HTR HVC, 7 LEAD

CD0320