

BALDOR® • RELIANCE

Product Information Packet

L5001A

.33HP, 1725RPM, 1PH, 60HZ, 56, X3414L, XPFC, F1

Copyright © All product information within this document is subject to Baldor Electric Company copyright © protection, unless otherwise noted.

Part Detail							
Revision:	Y	Status:	PRD/A	Change #:		Proprietary:	No
Type:	AC	Prod. Type:	3414L	Elec. Spec:	34WG5597	CD Diagram:	
Enclosure:	XPFC	Mfg Plant:		Mech. Spec:	34-5322	Layout:	
Frame:	56	Mounting:	F1	Poles:	04	Created Date:	
Base:	RG	Rotation:	R	Insulation:	B	Eff. Date:	11-05-2012
Leads:	7#18	Literature:		Elec. Diagram:		Replaced By:	

Nameplate NP0016XPSSL							
NO.				CC			
SER.							
SPEC.		34-5322-5597					
CAT.NO.		L5001A					
HP	.33			T. CODE		T3C	
VOLTS		115/208-230					
AMPS		6/3.2-3					
RPM		1725					
HZ	60			PH		1	CL B
SER.F.	1.00			DES		N	CODE L
RATING		40C AMB-CONT					
FRAME	56			NEMA-NOM-EFF		60	
USABLE AT 208V	3.2			PF		60	
BLANK							

Parts List		
Part Number	Description	Quantity
SA008941	SA 34-5322-5597	1.000 EA
RA005388	RA 34-5322-5597	1.000 EA
TPMRG57BV	THERMAL 1PH 0.75 AUT 105C	1.000 EA
EC1108A08	ELEC CAP, 108-130 MFD, 125V, 1.13D X 2.	1.000 EA
EC1088A08	ELEC CAP 115V 1.125X2.750 X	1.000 EA
MJ5000A01	SEALANT, CHICO A COMPOUND	0.050 LB
35CB3001A01SP	EXPL CONDUIT BOX, MACH, 1/2" PIPE TAP LE	1.000 EA
11XW1032G06	10-32 X .38, TAPTITE II, HEX WSHR SLTD U	1.000 EA
HW3001B01	003SS CUP WASHER, FOR #8 SCREW	1.000 EA
51XW0832A07	8-32 X .44, TAPTITE II, HEX WSHR SLTD SE	2.000 EA
34EP3703A01	FR ENDPLATE, MACH XP	1.000 EA
HW4002A02	1-11.5X2LG PIPE NIPPLE (F/S)	1.000 EA
HA1025A13	WSHR,FELT,.38" THICK F-26 CLASS	1.000 EA
HW3021E06	1/8 DIA X 5/8 ROLLPIN (F/S)	1.000 EA
HW5100A03SP	WAVY WASHER (W1543-017)	1.000 EA
34EP3704A01	PU ENDPLATE, MACH XP	1.000 EA
XY3118A12	5/16-18 HEX NUT DIRECTIONAL SERRATION	4.000 EA
34FN3002A01SP	EXTERNAL FAN, PLASTIC, .637/.639 HUB W/	1.000 EA
34FH4002A01	IEC FH NO GREASER	1.000 EA
51XW1032A06	10-32 X .38, TAPTITE II, HEX WSHR SLTD S	3.000 EA
35CB3500A01SP	CONDUIT BOX LID, MACH	1.000 EA
51XN2520A16	SCREW, HEX WS SLT, ZN, 1/4-20 X 1.00	4.000 EA
HW2501D13SP	KEY, 3/16 SQ X 1.375	1.000 EA
HA7000A04	KEY RETAINER 0.625 DIA SHAFTS	1.000 EA

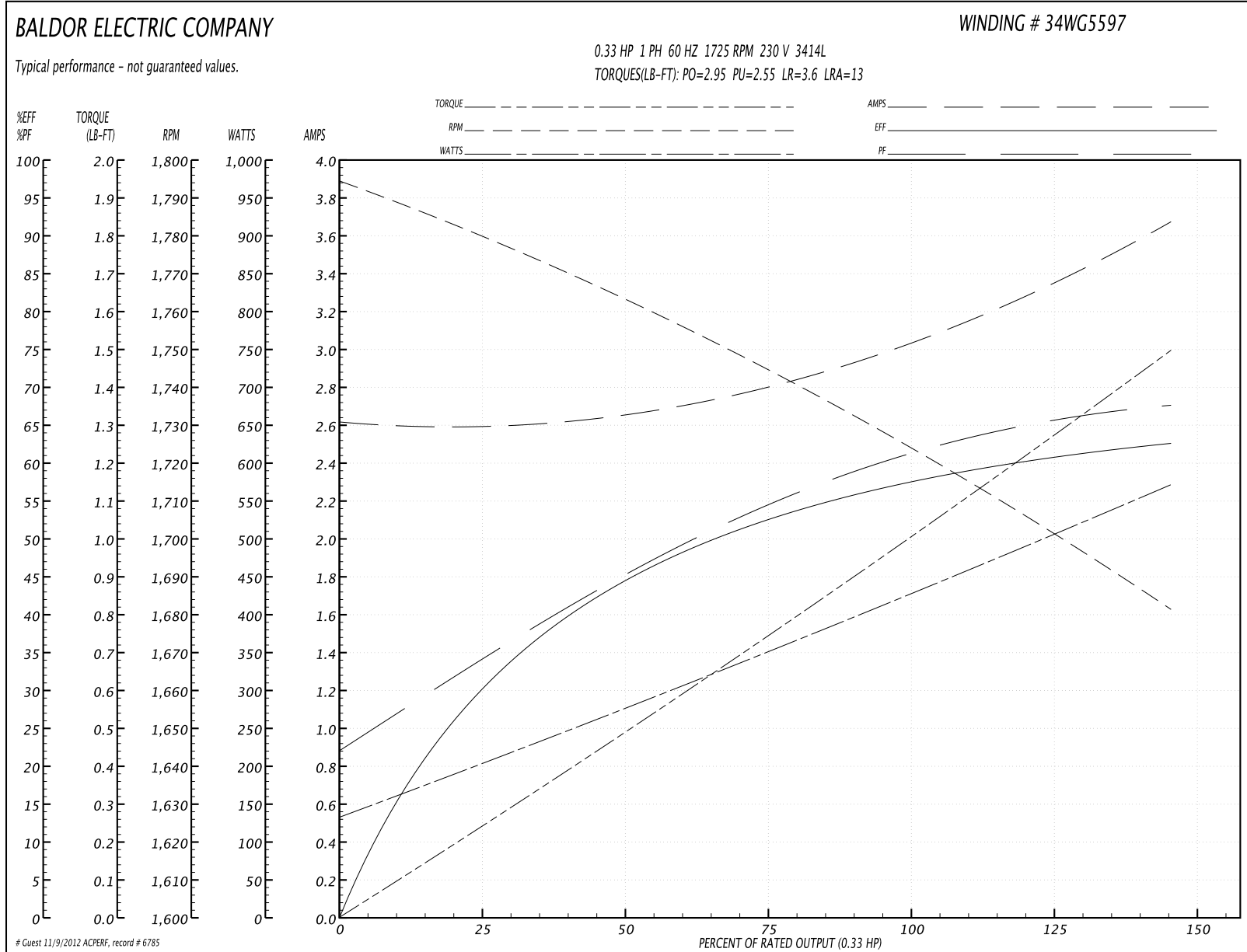
Parts List (continued)		
Part Number	Description	Quantity
HA6001A01	THERMAL RETAINER (PLATED)	1.000 EA
12XF0632A06	6-32X3/8 TY F HEX HD SLT	2.000 EA
NS2500A05	INSULATOR, AUTO THER PROT	1.000 EA
MG1025G29	PAINT 789.205 DARK GRAY METALLIC (USE W/	0.014 GA
85XU0407A04	#4-7 X 1/4 DRIVE PIN	6.000 EA
NP0018	NP- XP CONDUIT BOX DO NOT MAKE SELLABLE	1.000 EA
HA6003A52	CLAMP, CAPACITOR, WHITE ZINC PLATED	2.000 EA
51XW0832A07	8-32 X .44, TAPTITE II, HEX WSHR SLTD SE	2.000 EA
WD1000A16	2-520128-2 AMP FLAG TERMINAL(4M/RL)	6.000 EA
SP5036A01	STAT. SWITCH ASSY. MODEL 34 TYPE L OR S	1.000 EA
WD1000A16	2-520128-2 AMP FLAG TERMINAL(4M/RL)	8.000 EA
WD1000A16	2-520128-2 AMP FLAG TERMINAL(4M/RL)	5.000 EA
HA3104A05	THRUBOLT, 5/16-18 X 8.375	4.000 EA
LB1118	LABEL,WARNING (ROLL LABEL)	1.000 EA
LB1125C01	STD (STOCK) CARTON LABEL BALDOR WITH FLA	1.000 EA
LC0008	1PH,DV,7-LEAD,THERMAL,CONNECTION DIAGRAM	1.000 EA
NP0016XPSL	SS XP UL CSA CC CL-I GP-D CL-II GP-F&G	1.000 EA
34PA1005	PACKING GROUP, BALDOR	1.000 EA

Performance Data at 230V, 60Hz, 0.33HP (Typical performance - Not guaranteed values)

General Characteristics			
Full Load Torque:	1.0 LB-FT	Start Configuration:	DOL
No-Load Current:	2.6 Amps	Break-Down Torque:	2.95 LB-FT
Line-line Res. @ 25°C.:	6.32 Ohms A Ph / 4.93 Ohms B Ph	Pull-Up Torque:	2.55 LB-FT
Temp. Rise @ Rated Load:	59 C	Locked-Rotor Torque:	3.6 LB-FT
Temp. Rise @ S.F. Load:		Starting Current:	13.0 Amps

Load Characteristics							
% of Rated Load	25	50	75	100	125	150	S.F.
Power Factor:	31.0	41.0	52.0	60.0	67.0	73.0	0.0
Efficiency:	33.0	41.0	52.0	60.0	61.5	61.5	0.0
Speed:	1780.0	1760.0	1745.0	1725.0	1705.0	1680.0	0.0
Line Amperes:	2.6	2.7	2.8	3.0	3.3	3.7	0.0

Performance Graph at 230V, 60Hz, 0.33HP Typical performance - Not guaranteed values

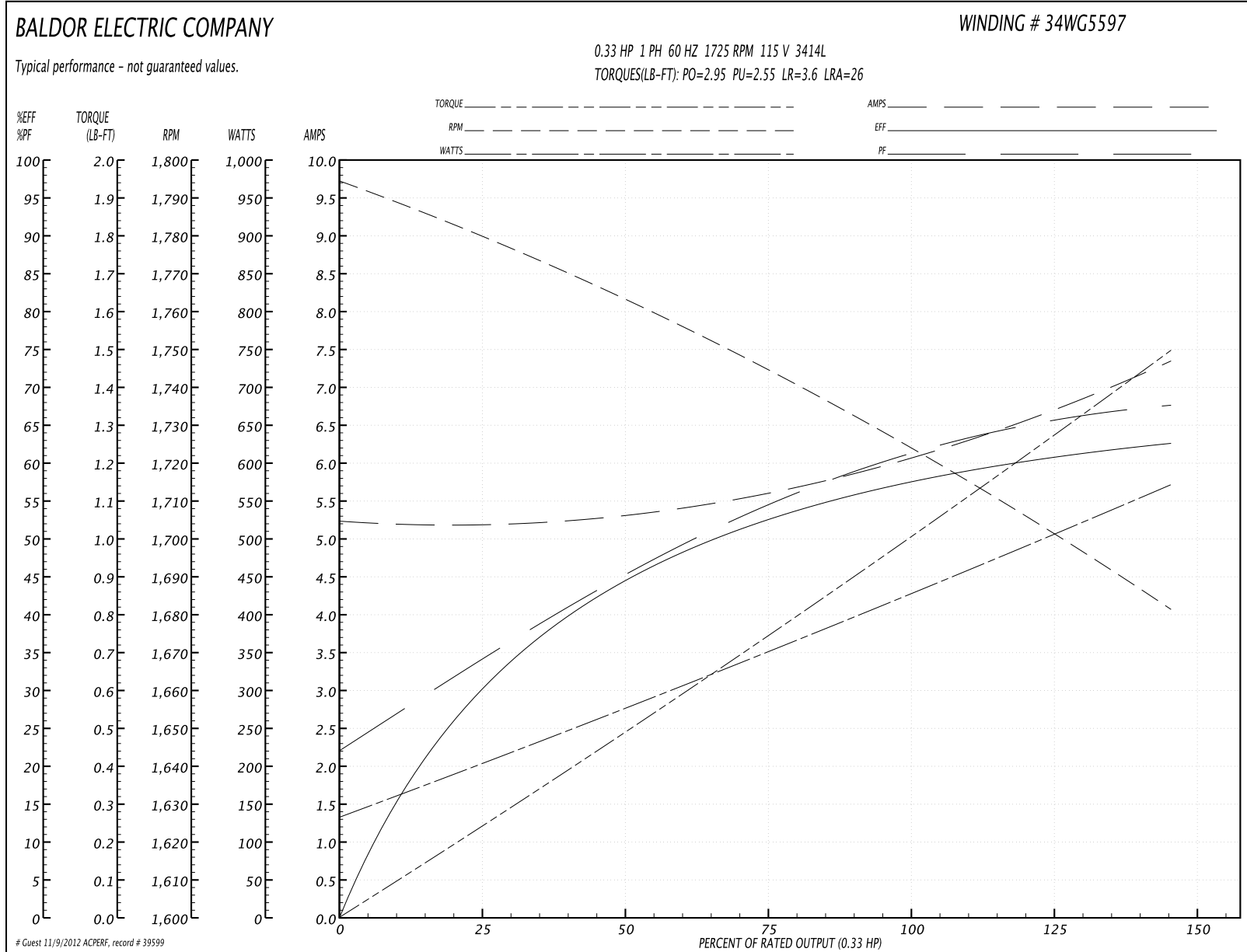


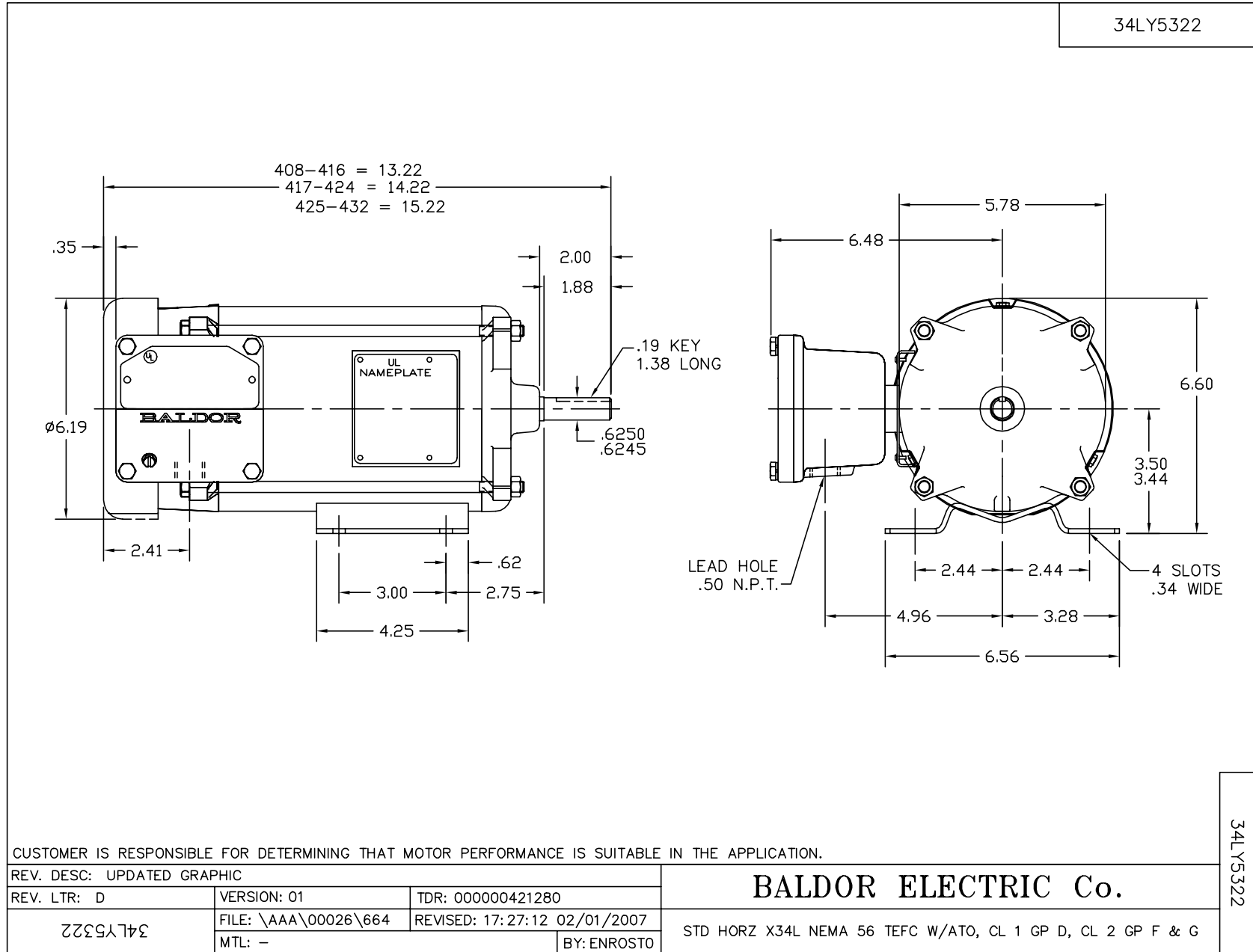
Performance Data at 115V, 60Hz, 0.33HP (Typical performance - Not guaranteed values)

General Characteristics			
Full Load Torque:	1.0 LB-FT	Start Configuration:	DOL
No-Load Current:	5.2 Amps	Break-Down Torque:	2.95 LB-FT
Line-line Res. @ 25°C.:	1.5 Ohms A Ph / 4.81 Ohms B Ph	Pull-Up Torque:	2.55 LB-FT
Temp. Rise @ Rated Load:	59 C	Locked-Rotor Torque:	3.6 LB-FT
Temp. Rise @ S.F. Load:		Starting Current:	26.0 Amps

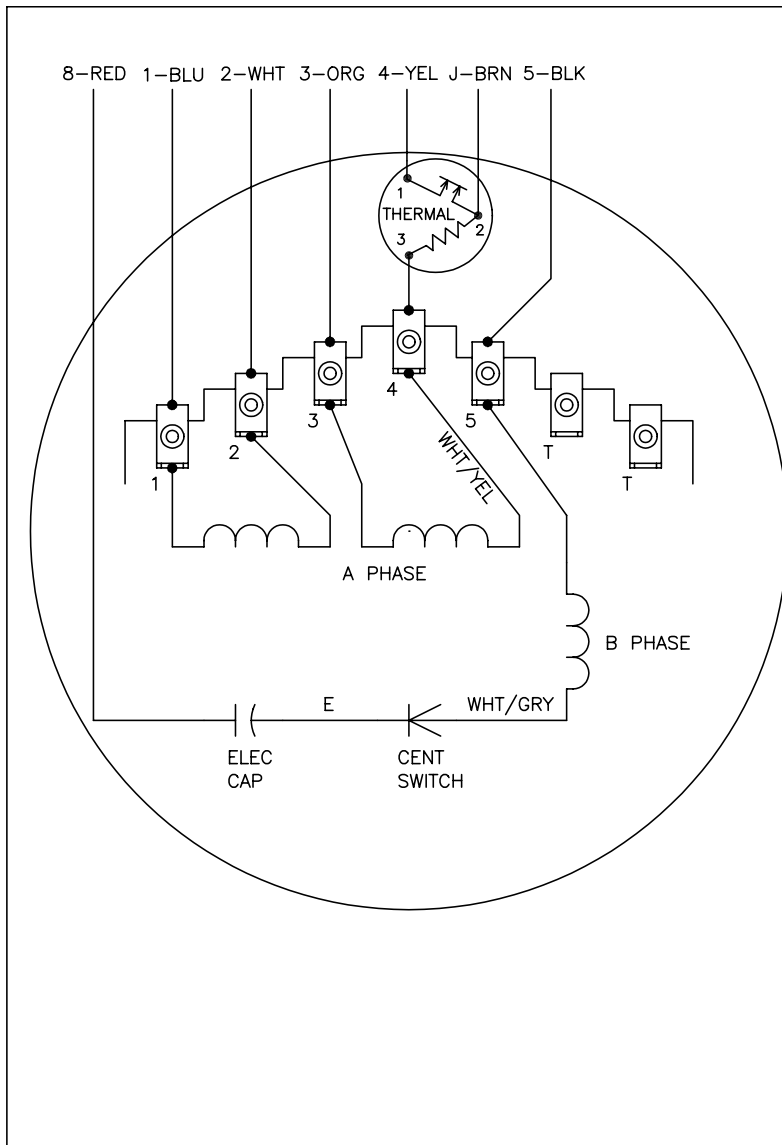
Load Characteristics							
% of Rated Load	25	50	75	100	125	150	S.F.
Power Factor:	32.0	49.0	55.0	59.0	65.0	68.0	0.0
Efficiency:	32.9	41.0	52.1	60.1	61.6	61.5	0.0
Speed:	1780.0	1760.0	1745.0	1725.0	1705.0	1680.0	0.0
Line Amperes:	5.2	5.4	5.6	6.0	6.6	7.4	0.0

Performance Graph at 115V, 60Hz, 0.33HP Typical performance - Not guaranteed values





CD0565

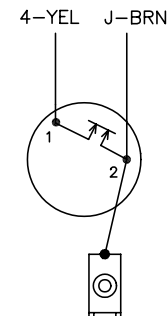


	LINE A	LINE B	JOIN	JOIN
HIGH STD	1	4	2,3,8	J,5
HIGH OPP	1	4	2,3,5	J,8
LOW STD	1,3,8	4	-	2,J,5
LOW OPP	1,3,5	4	-	2,J,8

NOTES:

1. STANDARD ROTATION IS CCW FACING END OPPOSITE SHAFT EXTENSION.
2. MULTIPLE CAPACITORS ARE CONNECTED IN PARALLEL UNLESS OTHERWISE SPECIFIED.
3. LEAD COLORS ARE OPTIONAL. LEADS MUST ALWAYS BE NUMBERED AS SHOWN.

CONNECTIONS FOR TWO-TERMINAL THERMAL



REV. DESC: REVISE TO SHOW OPTIONAL COLORS			
REV. LTR: C	BY: JLP	REVISED: 04/08/99 3:25	TDR: 0178636
99000		FILE: AAA00014311	MDL: -
CD0565		MTL: -	

BALDOR ELECTRIC Co.

TYPE L, DV, REV, THERMAL, 7 LD, 34XP

CD0565