

# **BALDOR® • RELIANCE**

## **Product Information Packet**

### **M1556T**

**2/.5HP, 1725/850RPM, 3PH, 60HZ, 145T, 3528M, T**

Copyright © All product information within this document is subject to Baldor Electric Company copyright © protection, unless otherwise noted.

Part Detail							
Revision:	C	Status:	PRD/A	Change #:		Proprietary:	No
Type:	AC	Prod. Type:	3528M	Elec. Spec:	35WGX475	CD Diagram:	
Enclosure:	TEFC	Mfg Plant:		Mech. Spec:	35AA001	Layout:	
Frame:	145T	Mounting:	F1	Poles:	04/08	Created Date:	12-22-2009
Base:	RG	Rotation:	R	Insulation:	B	Eff. Date:	07-16-2011
Leads:	6#18	Literature:		Elec. Diagram:		Replaced By:	

Nameplate NP1256L									
CAT.NO.	M1556T								
SPEC.	35AA001X475G1								
HP	2/.5								
VOLTS	208-230								
AMP	6.1/2.6								
RPM	1725/850								
FRAME	145T	HZ	60	PH	3				
SER.F.	1.15	CODE	K	DES	B	CLASS	B		
NEMA-NOM-EFF	PF								
RATING	40C AMB-CONT								
CC	USABLE AT 208V								
DE	6205	ODE	6203						
ENCL	TEFC	SN							

Parts List		
Part Number	Description	Quantity
SA188997	SA 35AA001X475G1	1.000 EA
RA176716	RA 35AA001X475G1	1.000 EA
NS2512A01	INSULATOR, CONDUIT BOX X	1.000 EA
35CB3009	35 CB CASTING W/1.09 DIA. LEAD HOLE @ 6:	1.000 EA
36GS1000SP	GASKET-CONDUIT BOX, .06 THICK #SV-330 LE	1.000 EA
51XB1016A07	10-16 X 7/16 HXWSSLD SERTYB	2.000 EA
11XW1032G06	10-32 X .38, TAPTITE II, HEX WSHR SLTD U	1.000 EA
35EP3100M01	FREP TEFC 203 BRG W/GRSR (RAISED FH PADS	1.000 EA
HW4500A01	1641B(ALEMITE)400 UNIV, GREASE FITT	1.000 EA
HW5100A03SP	WAVY WASHER (W1543-017)	1.000 EA
35EP3101A01SP	STD PU EP-ENCLOSED-205 BRG-W/GREASER	1.000 EA
HW4500A01	1641B(ALEMITE)400 UNIV, GREASE FITT	1.000 EA
XY1032A02	10-32 HEX NUT DIRECTIONAL SERRATION	4.000 EA
51XB1214A16	12-14X1.00 HXWSSLD SERTYB	1.000 EA
35FH4005A84SP	IEC FH W/GRSR, NO DIMPLES W/AUTOPHERETIC	1.000 EA
51XW1032A06	10-32 X .38, TAPTITE II, HEX WSHR SLTD S	3.000 EA
35CB4521GX	CONDUIT BOX LID KIT	1.000 EA
51XW0832A07	8-32 X .44, TAPTITE II, HEX WSHR SLTD SE	4.000 EA
HW2501D13SP	KEY, 3/16 SQ X 1.375	1.000 EA
HA7000A01	KEY RETAINER 7/8" DIA SHAFT	1.000 EA
85XU0407S04	4X1/4 U DRIVE PIN STAINLESS	2.000 EA
MJ1000A75	GREASE, POLYREX EM EXXON	0.050 LB
35FN3002A05SP	EXFN, PLASTIC, 6.376 OD, .638 ID	1.000 EA
MG1000G27	PAINT- S9282E CHARCOAL GREY	0.017 GA

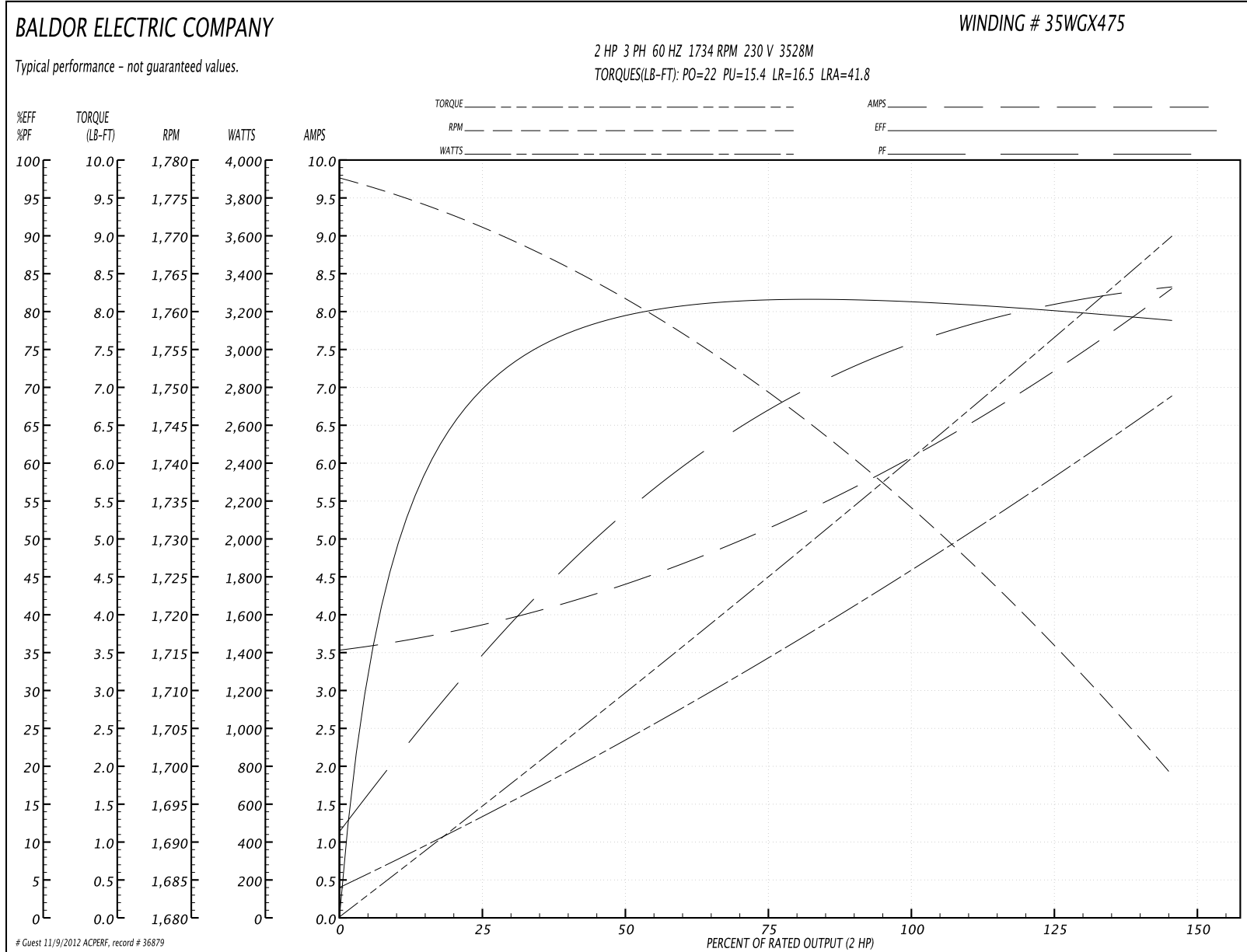
Parts List (continued)		
Part Number	Description	Quantity
HA3100A18	THRUBOLT 10-32 X 9.250	4.000 EA
LB1119	WARNING LABEL	1.000 EA
LB1125C01	STD (STOCK) CARTON LABEL BALDOR WITH FLA	1.000 EA
LC0032	CONNECTION LABEL	1.000 EA
NP1256L	ALUM UL CSA CC	1.000 EA
PA1000	PACKING GROUP 3500 SHORT	1.000 EA

Accessories		
Part Number	Description	Multiplier
35-8762	C FACE KIT	A8
35EP1506A01SP	D-FLANGE KIT	A8

**Performance Data at 230V, 60Hz, 2.0HP (Typical performance - Not guaranteed values)**

General Characteristics							
Full Load Torque:	6.0 LB-FT			Start Configuration:	DOL		
No-Load Current:	3.6 Amps			Break-Down Torque:	22.0 LB-FT		
Line-line Res. @ 25°C.:	2.61 Ohms A Ph / 0.0 Ohms B Ph			Pull-Up Torque:	15.4 LB-FT		
Temp. Rise @ Rated Load:	51 C			Locked-Rotor Torque:	16.5 LB-FT		
Temp. Rise @ S.F. Load:	59 C			Starting Current:	41.8 Amps		
Load Characteristics							
% of Rated Load	25	50	75	100	125	150	S.F.
Power Factor:	36.0	54.0	69.0	74.0	79.0	84.0	77.0
Efficiency:	69.5	79.4	81.8	81.3	80.3	78.8	80.7
Speed:	1754.0	1770.0	1753.0	1734.0	1716.0	1699.0	1723.0
Line Amperes:	3.8	4.4	5.0	6.2	7.2	8.2	6.8

Performance Graph at 230V, 60Hz, 2.0HP Typical performance - Not guaranteed values



**Performance Data at 230V, 60Hz, 0.5HP (Typical performance - Not guaranteed values)**

**General Characteristics**

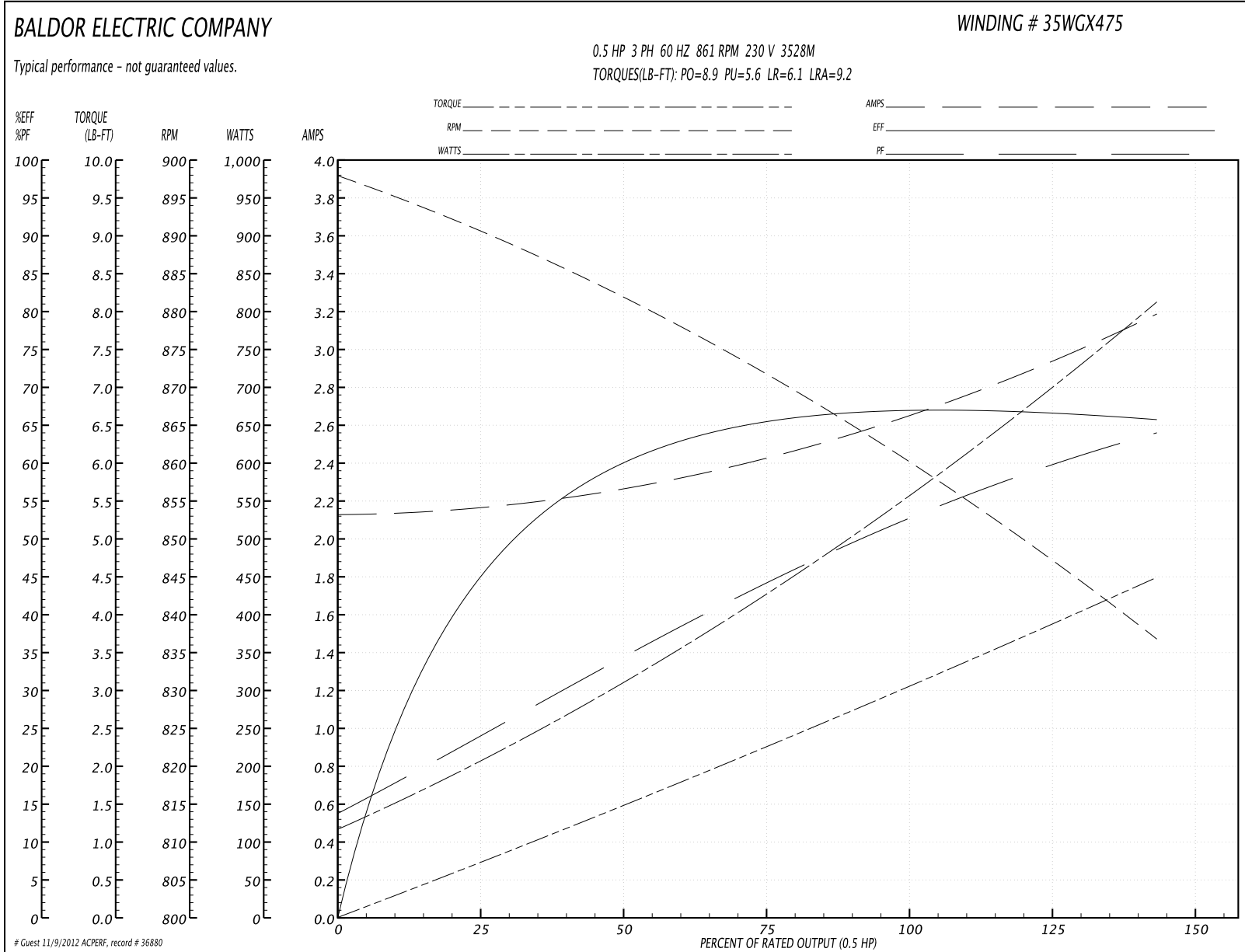
Full Load Torque:	3.0 LB-FT	Start Configuration:	DOL
No-Load Current:	2.1 Amps	Break-Down Torque:	8.9 LB-FT
Line-line Res. @ 25°C.:	10.5 Ohms A Ph / 0.0 Ohms B Ph	Pull-Up Torque:	5.6 LB-FT
Temp. Rise @ Rated Load:	46 C	Locked-Rotor Torque:	6.1 LB-FT
Temp. Rise @ S.F. Load:	50 C	Starting Current:	9.2 Amps

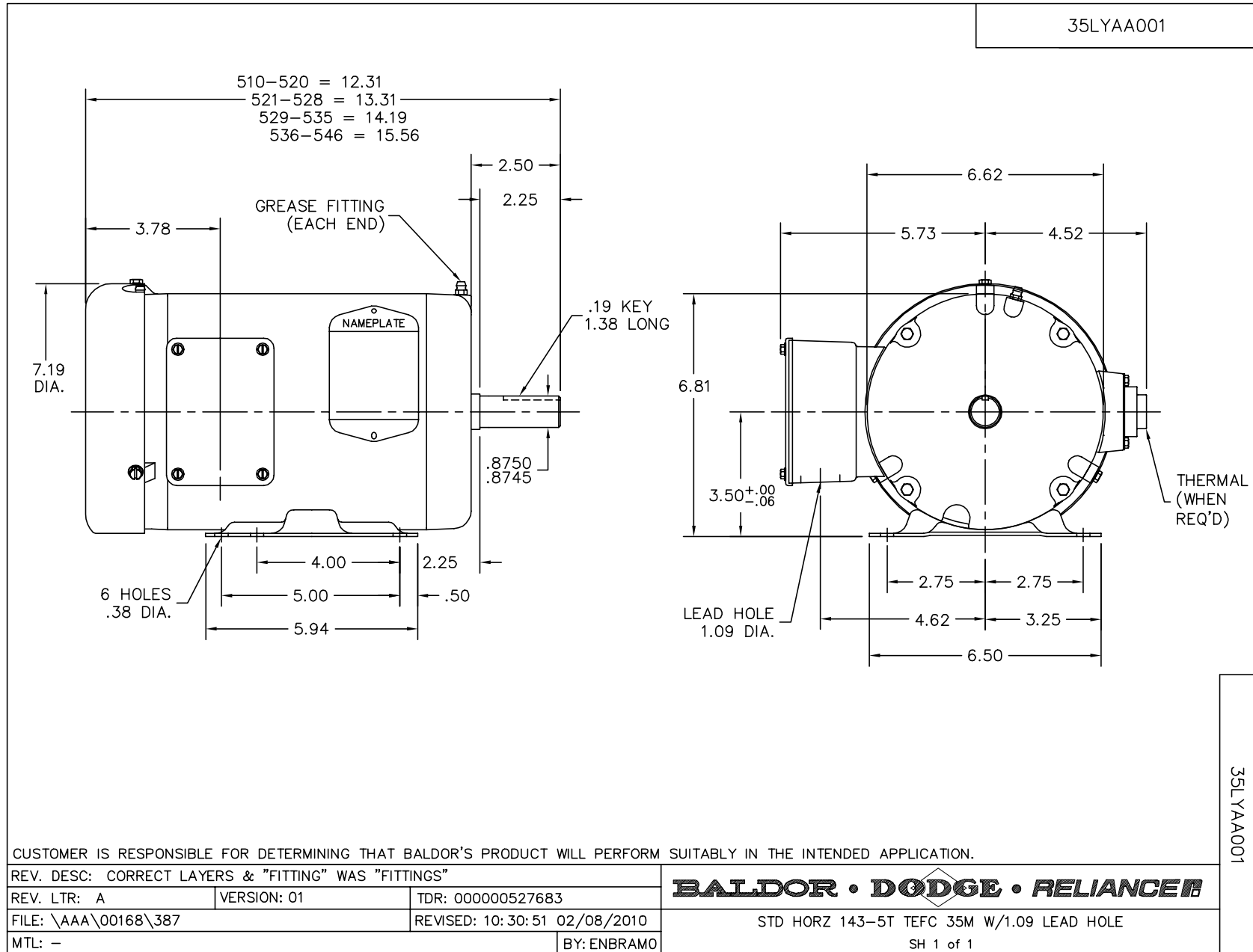
**Load Characteristics**

% of Rated Load	25	50	75	100	125	150	S.F.
Power Factor:	24.0	34.0	45.0	53.0	59.0	64.0	57.0
Efficiency:	46.0	59.6	65.1	67.3	67.0	65.6	67.1
Speed:	889.0	881.0	873.0	861.0	850.0	836.0	854.0
Line Amperes:	2.2	2.3	2.4	2.6	2.9	3.2	2.78

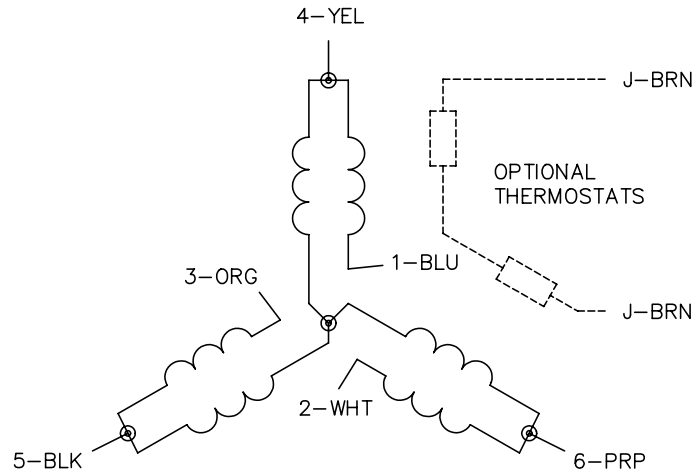


Performance Graph at 230V, 60Hz, 0.5HP Typical performance - Not guaranteed values

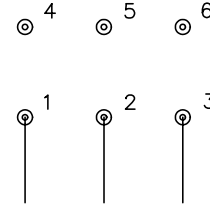




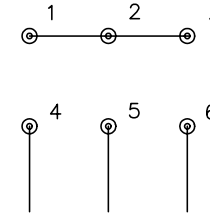
CD0032



LOW SPEED  
(1Y)



HIGH SPEED  
(2Y)



NOTES:

1. INTERCHANGE ANY TWO LINE LEADS TO REVERSE ROTATION.
2. OPTIONAL THERMOSTATS ARE PROVIDED WHEN SPECIFIED.
3. ACTUAL NUMBER OF INTERNAL PARALLEL CIRCUITS MAY BE A MULTIPLE OF THOSE SHOWN ABOVE.
4. LEAD COLORS ARE OPTIONAL. LEADS MUST ALWAYS BE NUMBERED AS SHOWN.

REV. DESC: REVISE TO SHOW OPTIONAL COLORS			
REV. LTR: E	BY: JLP	REVISED: 01/22/99 8:27	TDR: 0171435
CD0032		FILE: AAA00005145	MDL: -
		MTL: -	

**BALDOR ELECTRIC Co.**

3PH, SV, 6 LEADS, 2-SPEED 1-WINDING VARIABLE TORQUE

CD0032