

# **BALDOR**® • ***RELIANCE***

## **Product Information Packet**

### **M3355**

**.17HP, 1725RPM, 3PH, 60HZ, 42, 3316M, TEFC, F1**

Copyright © All product information within this document is subject to Baldor Electric Company copyright © protection, unless otherwise noted.

Part Detail							
Revision:	U	Status:	PRD/A	Change #:		Proprietary:	No
Type:	AC	Prod. Type:	3316M	Elec. Spec:	33WG0423	CD Diagram:	
Enclosure:	TEFC	Mfg Plant:		Mech. Spec:	33-870	Layout:	
Frame:	42	Mounting:	F1	Poles:	04	Created Date:	06-25-2007
Base:	RG	Rotation:	R	Insulation:	B	Eff. Date:	05-04-2011
Leads:	9#18	Literature:		Elec. Diagram:		Replaced By:	

Nameplate NP1256L									
CAT.NO.	M3355								
SPEC.	33-870-423								
HP	.17								
VOLTS	230/460								
AMP	1.2/.6								
RPM	1725								
FRAME	42	HZ	60	PH	3				
SER.F.	1.35	CODE	-	DES	-	CLASS	B		
NEMA-NOM-EFF	62	PF	51						
RATING	40C AMB-CONT								
CC				USABLE AT 208V	1.4				
DE	6203	ODE	6203						
ENCL	TEFC	SN							
	SFA 1.3/.65								

Parts List		
Part Number	Description	Quantity
SA007369	SA 33-870-423	1.000 EA
RA003816	RA 33-870-423	1.000 EA
LC0005	CONN.DIA., TY M,9-LD,DUAL VOLT,REVERSING	1.000 EA
34CB3002C	CB CAST W/.69 DIA HOLE	1.000 EA
34GS1029A01	GASKET, CONDUIT BOX	1.000 EA
51XB1016A07	10-16 X 7/16 HXWSSLD SERTYB	2.000 EA
11XW1032G06	10-32 X .38, TAPTITE II, HEX WSHR SLTD U	1.000 EA
33EP3100A01SP	EP,33AC ODE GP 6203 TEFC W/DRAIN	1.000 EA
HW5109A05	WASHER, WAVE SPRING FOR 40MM BORE SMALLE	1.000 EA
33EP3100A02	PU ENDPLATE, MACH	1.000 EA
XY1032A02	10-32 HEX NUT DIRECTIONAL SERRATION	2.000 EA
33FN3000SP	EXTERNAL FAN, PLASTIC	1.000 EA
12XN0832A16	8-32 X 1.00" SLT HEX HD ZINC PLATED	1.000 EA
HW1003A08	WASHER, #8 EX TH LK, ZN (F/S)	1.000 EA
XY0832A02	8-32 HEX NUT	1.000 EA
33FH4001A01	FAN COVER, STAMPED	1.000 EA
11XT1032A06	10-32 X 3/8 HX WSHR HD SLTD TYPE 23	3.000 EA
34CB4517	CB LID 4 MTG HOLES .22 DIA STAMPED, FOR	1.000 EA
34GS1031A01	GASKET, FLAT CONDUIT BOX LID (LEXIDE)	1.000 EA
51XW0832A07	8-32 X .44, TAPTITE II, HEX WSHR SLTD SE	4.000 EA
MG1000G27	PAINT- S9282E CHARCOAL GREY	0.013 GA
85XU0407S04	4X1/4 U DRIVE PIN STAINLESS	2.000 EA
HA3100A11	THRUBOLT 10-32 X 6.750	2.000 EA
LB1171	LABEL CARTON 6X6 ON LINE BLANK ROLLS	1.000 EA

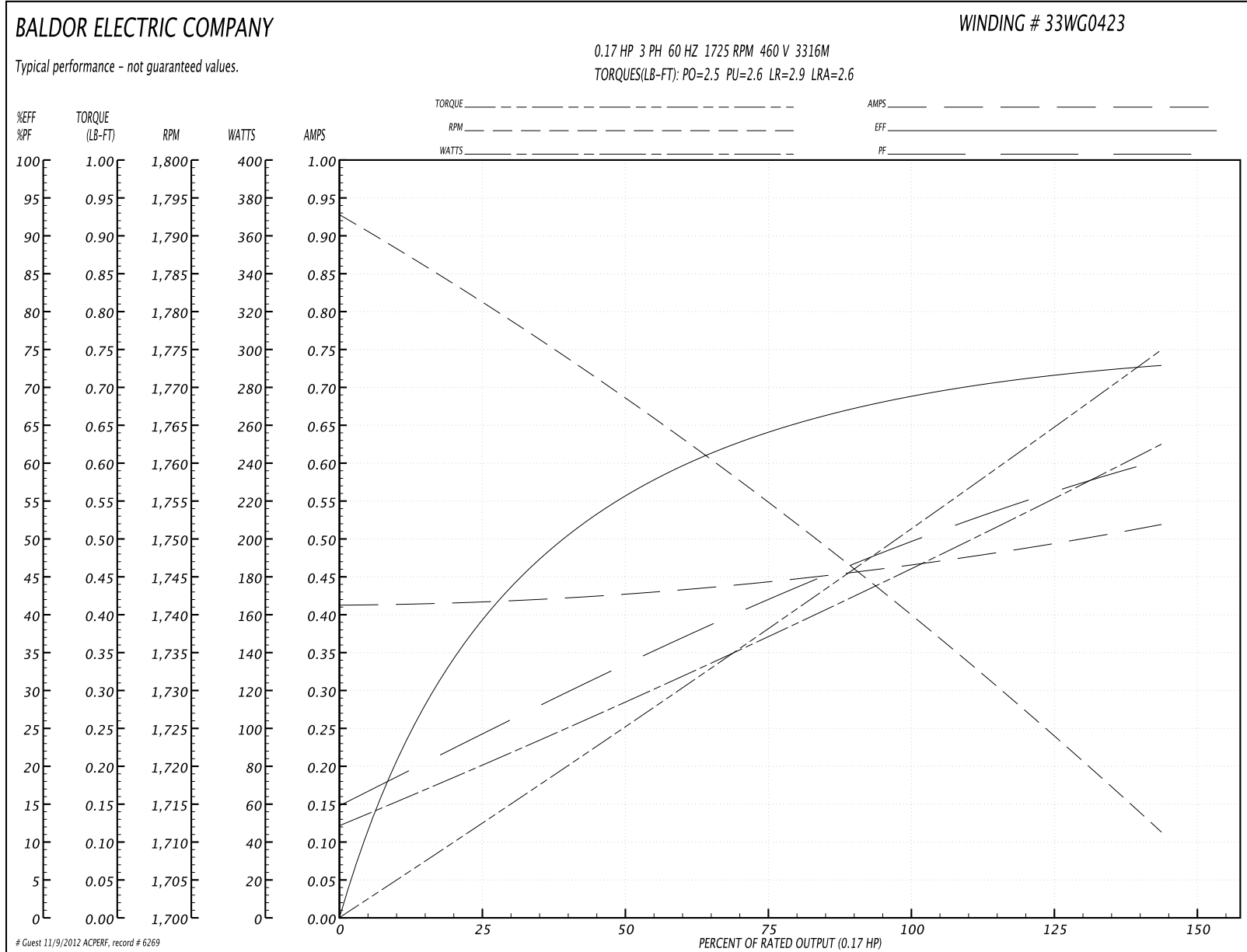
Parts List (continued)		
Part Number	Description	Quantity
LB1119	WARNING LABEL	1.000 EA
NP1256L	ALUM UL CSA CC	1.000 EA
34PA1002	PACKING GROUP, BALDOR	1.000 EA

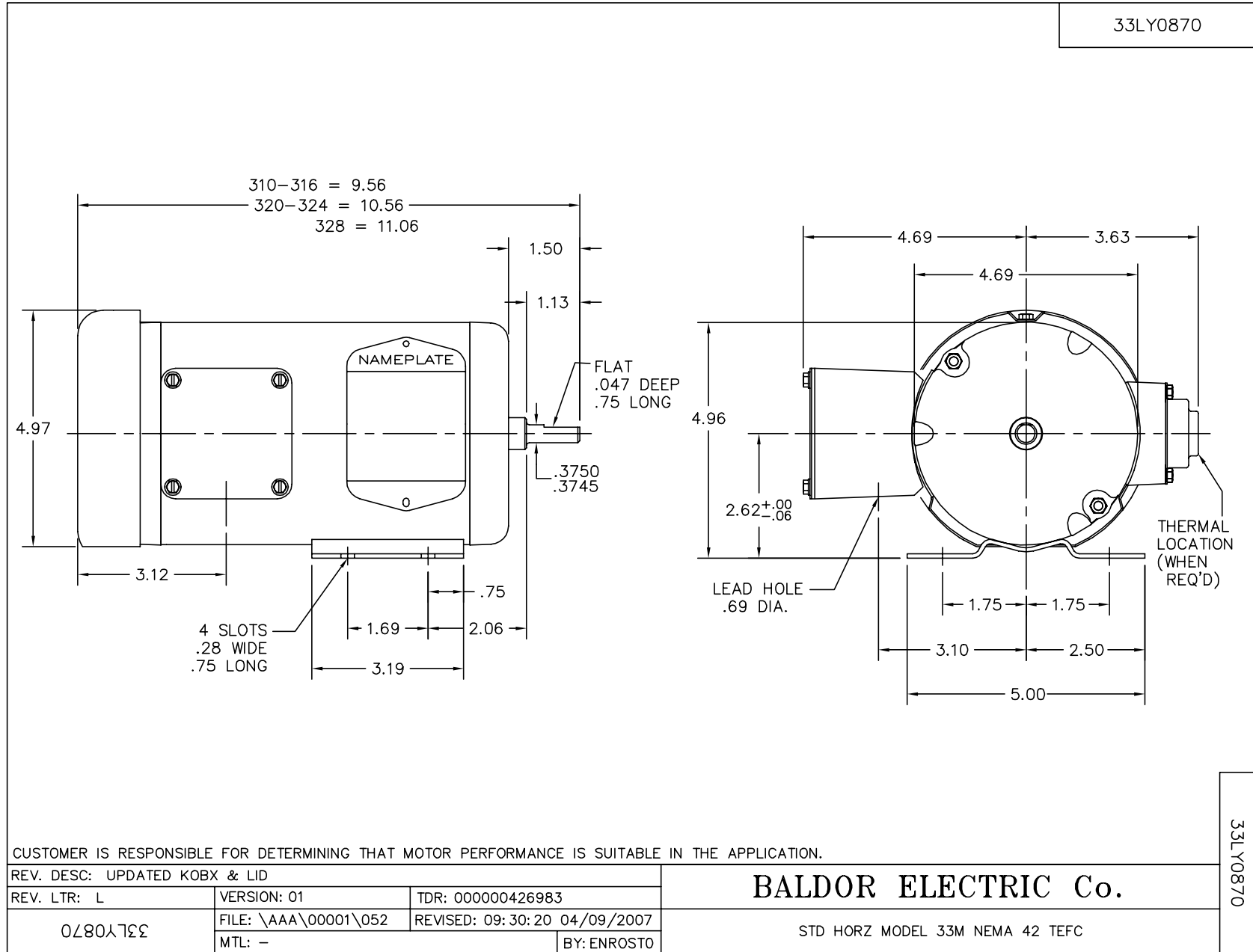
**Performance Data at 460V, 60Hz, 0.17HP (Typical performance - Not guaranteed values)**

General Characteristics			
Full Load Torque:	0.5 LB-FT	Start Configuration:	DOL
No-Load Current:	0.41 Amps	Break-Down Torque:	2.5 LB-FT
Line-line Res. @ 25°C.:	68.8 Ohms A Ph / 0.0 Ohms B Ph	Pull-Up Torque:	2.6 LB-FT
Temp. Rise @ Rated Load:	26 C	Locked-Rotor Torque:	2.9 LB-FT
Temp. Rise @ S.F. Load:	32 C	Starting Current:	2.6 Amps

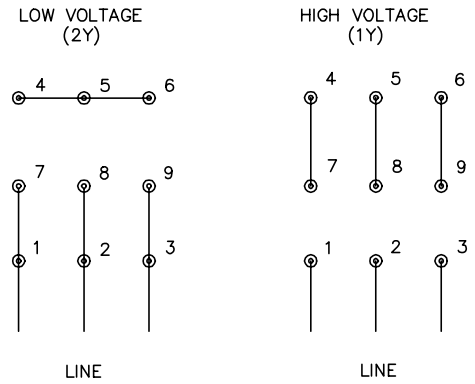
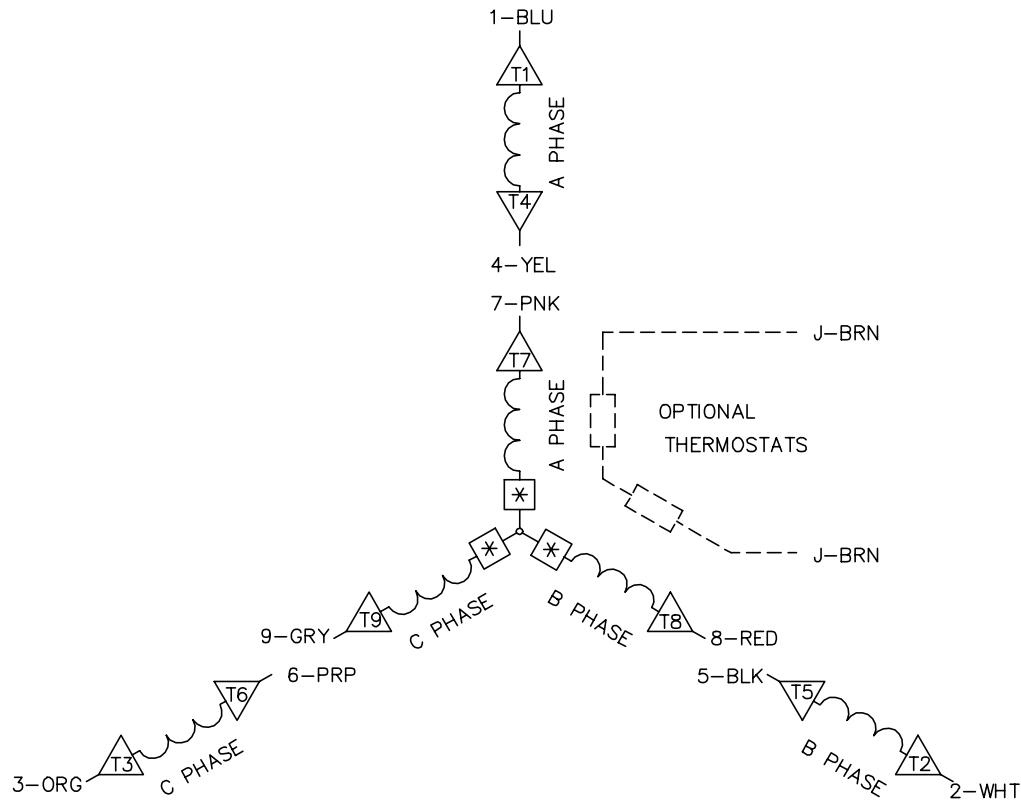
Load Characteristics							
% of Rated Load	25	50	75	100	125	150	S.F.
Power Factor:	24.0	34.0	42.0	50.0	57.0	63.0	60.0
Efficiency:	39.3	55.4	63.8	68.5	71.4	72.9	72.6
Speed:	1781.0	1769.0	1755.0	1742.0	1727.0	1711.0	1721.0
Line Amperes:	0.42	0.43	0.44	0.46	0.49	0.52	0.5

Performance Graph at 460V, 60Hz, 0.17HP Typical performance - Not guaranteed values





CD0005A05



- NOTES:
1. INTERCHANGE ANY TWO LINE LEADS TO REVERSE ROTATION.
  2. OPTIONAL THERMOSTATS ARE PROVIDED WHEN SPECIFIED.
  3. ACTUAL NUMBER OF INTERNAL PARALLEL CIRCUITS MAY BE A MULTIPLE OF THOSE SHOWN ABOVE.
  4. LEAD COLORS ARE OPTIONAL. LEADS MUST ALWAYS BE NUMBERED AS SHOWN.
  5. =MAGNET WIRE COIL END WITH I.D. NUMBER.
  6. =MAGNET WIRE COIL END WITH I.D. SYMBOL.
  7. SEE CW PRINT FOR NEST TO NEST CROSSOVER CONNECTIONS.

REV. DESC: ADD NEST NOTE			
REV. LTR: C	VERSION: 03	TDR: 000000445597	
CD0005A05	FILE: \CKA\00024\847	REVISED: 12:51:06 11/15/2007	
	MTL: -	BY: CKMICRO	

**BALDOR • DODGE • RELIANCE**

3PH, DV, 9 LEADS, CK

CD0005A05