

BALDOR® • ***RELIANCE***

Product Information Packet

M3535

.33HP, 1140RPM, 3PH, 60HZ, 56, 3414M, TEFC, F1

Copyright © All product information within this document is subject to Baldor Electric Company copyright © protection, unless otherwise noted.

Part Detail							
Revision:	L	Status:	PRD/A	Change #:		Proprietary:	No
Type:	AC	Prod. Type:	3414M	Elec. Spec:	34WG5883	CD Diagram:	
Enclosure:	TEFC	Mfg Plant:		Mech. Spec:	34A061	Layout:	
Frame:	56	Mounting:	F1	Poles:	06	Created Date:	
Base:	RG	Rotation:	R	Insulation:	B	Eff. Date:	06-11-2007
Leads:	9#18	Literature:		Elec. Diagram:		Replaced By:	

Nameplate NP1256L									
CAT.NO.	M3535								
SPEC.	34A61-5883								
HP	.33								
VOLTS	230/460								
AMP	1.8/.9								
RPM	1140								
FRAME	56	HZ	60	PH	3				
SER.F.	1.35	CODE	K	DES	B	CLASS	B		
NEMA-NOM-EFF	70	PF	51						
RATING	40C AMB-CONT								
CC				USABLE AT 208V	2.1				
DE	6203	ODE	6203						
ENCL	TEFC	SN							
	SFA 2/1								

Parts List		
Part Number	Description	Quantity
SA009789	SA 34A61-5883	1.000 EA
RA006234	RA 34A61-5883	1.000 EA
NS2512A01	INSULATOR, CONDUIT BOX X	1.000 EA
34CB3002A	CB CAST W/.88 DIA HOLE	1.000 EA
34GS1029A01	GASKET, CONDUIT BOX	1.000 EA
51XB1016A07	10-16 X 7/16 HXWSSLD SERTYB	2.000 EA
11XW1032G06	10-32 X .38, TAPTITE II, HEX WSHR SLTD U	1.000 EA
34EP3102A01SP	FR ENDPLATE, MACH	1.000 EA
HW5100A03SP	WAVY WASHER (W1543-017)	1.000 EA
34EP3102A02SP	FR/PU ENDPLATE, MACH	1.000 EA
XY1032A02	10-32 HEX NUT DIRECTIONAL SERRATION	4.000 EA
34FN3002A01SP	EXTERNAL FAN, PLASTIC, .637/.639 HUB W/	1.000 EA
34FH4002A01	IEC FH NO GREASER	1.000 EA
51XW1032A06	10-32 X .38, TAPTITE II, HEX WSHR SLTD S	3.000 EA
34CB4517	CB LID 4 MTG HOLES .22 DIA STAMPED, FOR	1.000 EA
34GS1031A01	GASKET, FLAT CONDUIT BOX LID (LEXIDE)	1.000 EA
51XW0832A07	8-32 X .44, TAPTITE II, HEX WSHR SLTD SE	4.000 EA
HW2501D13SP	KEY, 3/16 SQ X 1.375	1.000 EA
HA7000A04	KEY RETAINER 0.625 DIA SHAFTS	1.000 EA
MG1000G27	PAINT- S9282E CHARCOAL GREY	0.014 GA
10XF0440S02	04-40 X 1/8 TYPE F HEX HD STAINLESS STIC	2.000 EA
HA3100A12	THRUBOLT 10-32 X 7.375	4.000 EA
LB1125C01	STD (STOCK) CARTON LABEL BALDOR WITH FLA	1.000 EA
LC0005E01	CONN.DIA./WARNING LABEL (LC0005/LB1119)	1.000 EA

Parts List (continued)		
Part Number	Description	Quantity
NP1256L	ALUM UL CSA CC	1.000 EA
34PA1002	PACKING GROUP, BALDOR	1.000 EA

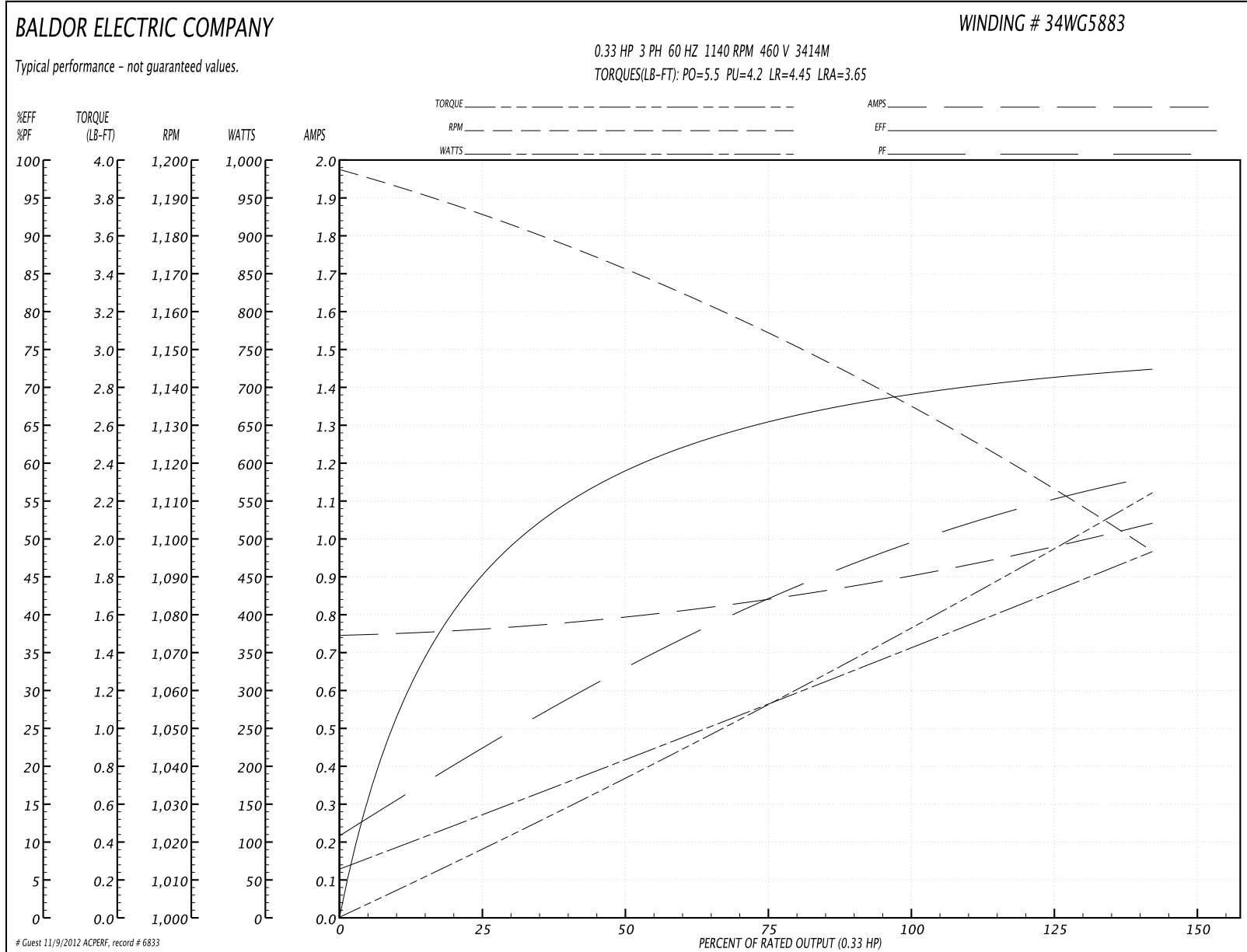
Accessories		
Part Number	Description	Multiplier
34-171	C FACE KIT	A8

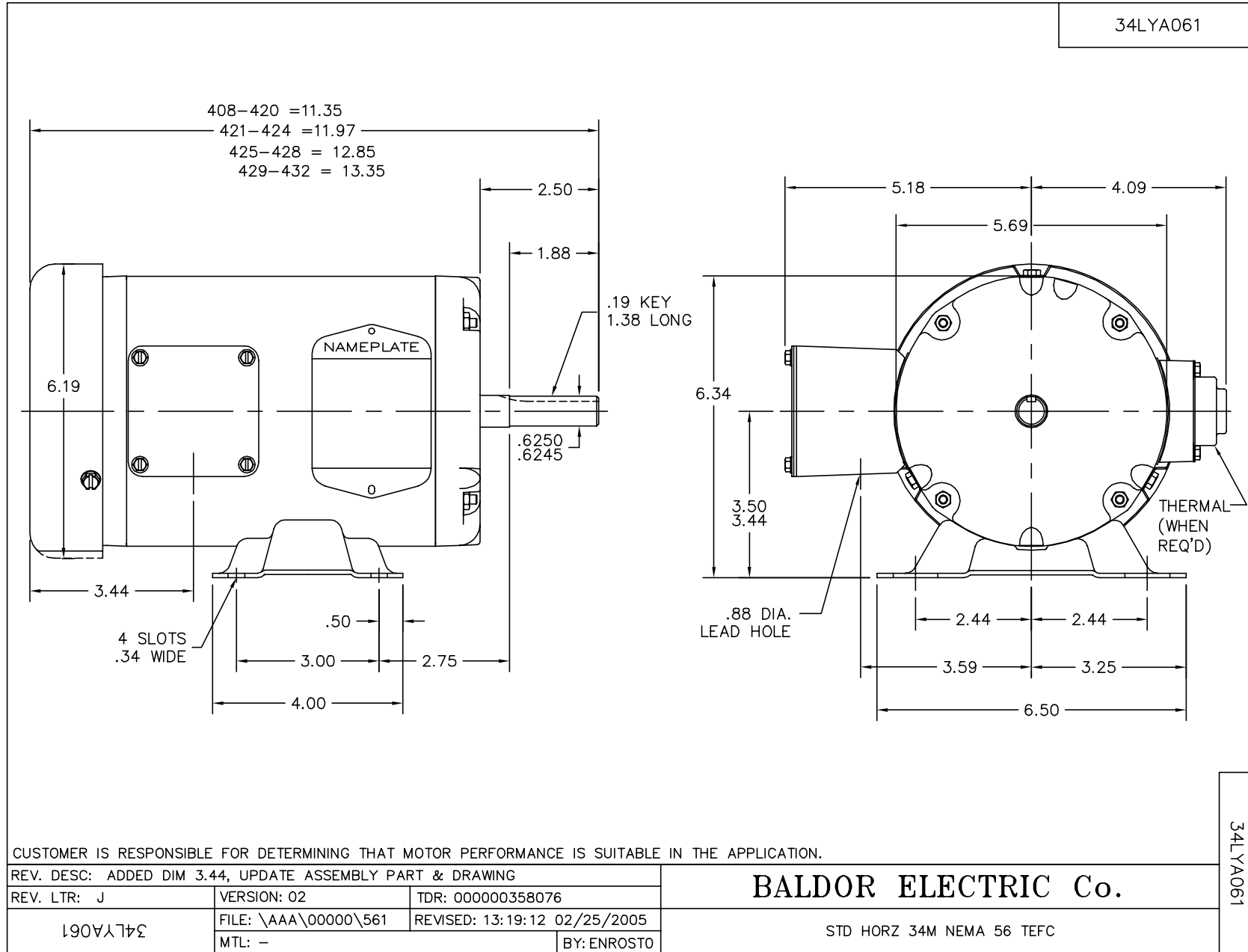
Performance Data at 460V, 60Hz, 0.33HP (Typical performance - Not guaranteed values)

General Characteristics			
Full Load Torque:	1.5 LB-FT	Start Configuration:	DOL
No-Load Current:	0.75 Amps	Break-Down Torque:	5.5 LB-FT
Line-line Res. @ 25°C.:	58.3 Ohms A Ph / 0.0 Ohms B Ph	Pull-Up Torque:	4.2 LB-FT
Temp. Rise @ Rated Load:	46 C	Locked-Rotor Torque:	4.45 LB-FT
Temp. Rise @ S.F. Load:	58 C	Starting Current:	3.65 Amps

Load Characteristics							
% of Rated Load	25	50	75	100	125	150	S.F.
Power Factor:	19.0	30.0	42.0	51.0	58.0	64.0	62.0
Efficiency:	44.0	58.0	66.0	70.0	71.0	72.0	71.0
Speed:	1185.0	1170.0	1155.0	1135.0	1120.0	1095.0	1110.0
Line Amperes:	0.75	0.8	0.85	0.9	0.95	1.05	1.0

Performance Graph at 460V, 60Hz, 0.33HP Typical performance - Not guaranteed values

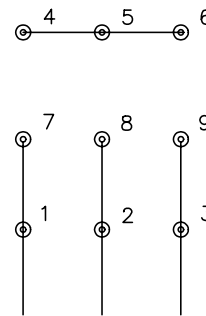




CD0005

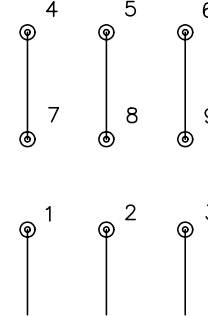


LOW VOLTAGE
(2Y)



LINE

HIGH VOLTAGE
(1Y)



LINE

NOTES:

1. INTERCHANGE ANY TWO LINE LEADS TO REVERSE ROTATION.
2. OPTIONAL THERMOSTATS ARE PROVIDED WHEN SPECIFIED.
3. ACTUAL NUMBER OF INTERNAL PARALLEL CIRCUITS MAY BE A MULTIPLE OF THOSE SHOWN ABOVE.
4. LEAD COLORS ARE OPTIONAL. LEADS MUST ALWAYS BE NUMBERED AS SHOWN.

REV. DESC: REVISE TO SHOW OPTIONAL COLORS			
REV. LTR: E	BY: JLP	REVISED: 01/19/99 10:15	TDR: 0171435
900000		FILE: AAA00005140	MDL: -
		MTL: -	

BALDOR ELECTRIC Co.

3PH, DV, 9 LEADS

CD0005