

BALDOR® • RELIANCE

Product Information Packet

PCL3515M

2HP,3450RPM,1PH,60HZ,56C,3524LC,TEFC,F1

Copyright © All product information within this document is subject to Baldor Electric Company copyright © protection, unless otherwise noted.

Part Detail							
Revision:	Z	Status:	PRD/A	Change #:		Proprietary:	No
Type:	AC	Prod. Type:	3524LC	Elec. Spec:	35WGY691	CD Diagram:	
Enclosure:	TEFC	Mfg Plant:		Mech. Spec:	35T973	Layout:	
Frame:	56C	Mounting:	F1	Poles:	02	Created Date:	06-22-2007
Base:	RG	Rotation:	R	Insulation:	F	Eff. Date:	07-09-2012
Leads:	4#16 A&J,2#18 B PH,1#	Literature:		Elec. Diagram:		Replaced By:	

Nameplate NP1257L									
CAT.NO.	PCL3515M								
SPEC.	35T973Y691								
HP	2								
VOLTS	115/230								
AMP	17.6/8.8								
RPM	3450								
FRAME	56C	HZ			60	PH	1		
SER.F.	1.15	CODE			F	DES	L	CL	F
NEMA-NOM-EFF	77	PF			95				
RATING	40C AMB-CONT								
CC				USABLE AT 208V					
DE	6205	ODE			6203				
ENCL	TEFC			SN					

Parts List		
Part Number	Description	Quantity
SA111044	SA 35T973Y691	1.000 EA
RA102423	RA 35T973Y691	1.000 EA
OC3060C09	CYL OIL CAP 60MFD/240V	1.000 EA
TPCRJ51CB	THERMAL 1PH 1.00 MAN 120C	1.000 EA
EC1400A03SP	ELEC CAP, 400-480 MFD, 125V, 1.81D X 3.	1.000 EA
WD3006A01	RSS-2-103JT 2W 10K RES. METAL OXIDE 5%	1.000 EA
NS2512A01	INSULATOR, CONDUIT BOX X	1.000 EA
35CB3007A17	35 CB .88 DIA @ 6:00, 1.00 MTO @ 3:00	1.000 EA
36GS1000SP	GASKET-CONDUIT BOX, .06 THICK #SV-330 LE	1.000 EA
51XB1016A07	10-16 X 7/16 HXWSSLD SERTYB	2.000 EA
51XW0832A07	8-32 X .44, TAPTITE II, HEX WSHR SLTD SE	2.000 EA
35EP3100M02	FREP TEFC 203 BRG W/O GRSS (RAISED FH MT	1.000 EA
NS2501A02	INSULATOR, CAPACITOR BOX	1.000 EA
35CB3801SP	CAPACITOR COVER, CAST	1.000 EA
34GS3002	GASKET, CAPACITOR BOX	1.000 EA
51XB1016A08	10-16X 1/2HXWSSLD SERTYB	2.000 EA
HA7010	CAPACITOR RETENTION CLAMP	1.000 EA
HW5100A03SP	WAVY WASHER (W1543-017)	1.000 EA
35EP3300A33	SPL FACE MTD EP -ENCL-205 BRG	1.000 EA
51XN1032A20	10-32 X 1 1/4 HX WS SL SR	2.000 EA
35FN3002A05SP	EXFN, PLASTIC, 6.376 OD, .638 ID	1.000 EA
51XB1214A16	12-14X1.00 HXWSSLD SERTYB	1.000 EA
51XW1032A06	10-32 X .38, TAPTITE II, HEX WSHR SLTD S	3.000 EA
35GS1030	35 GS FOR CB LID - LEXIDE	1.000 EA

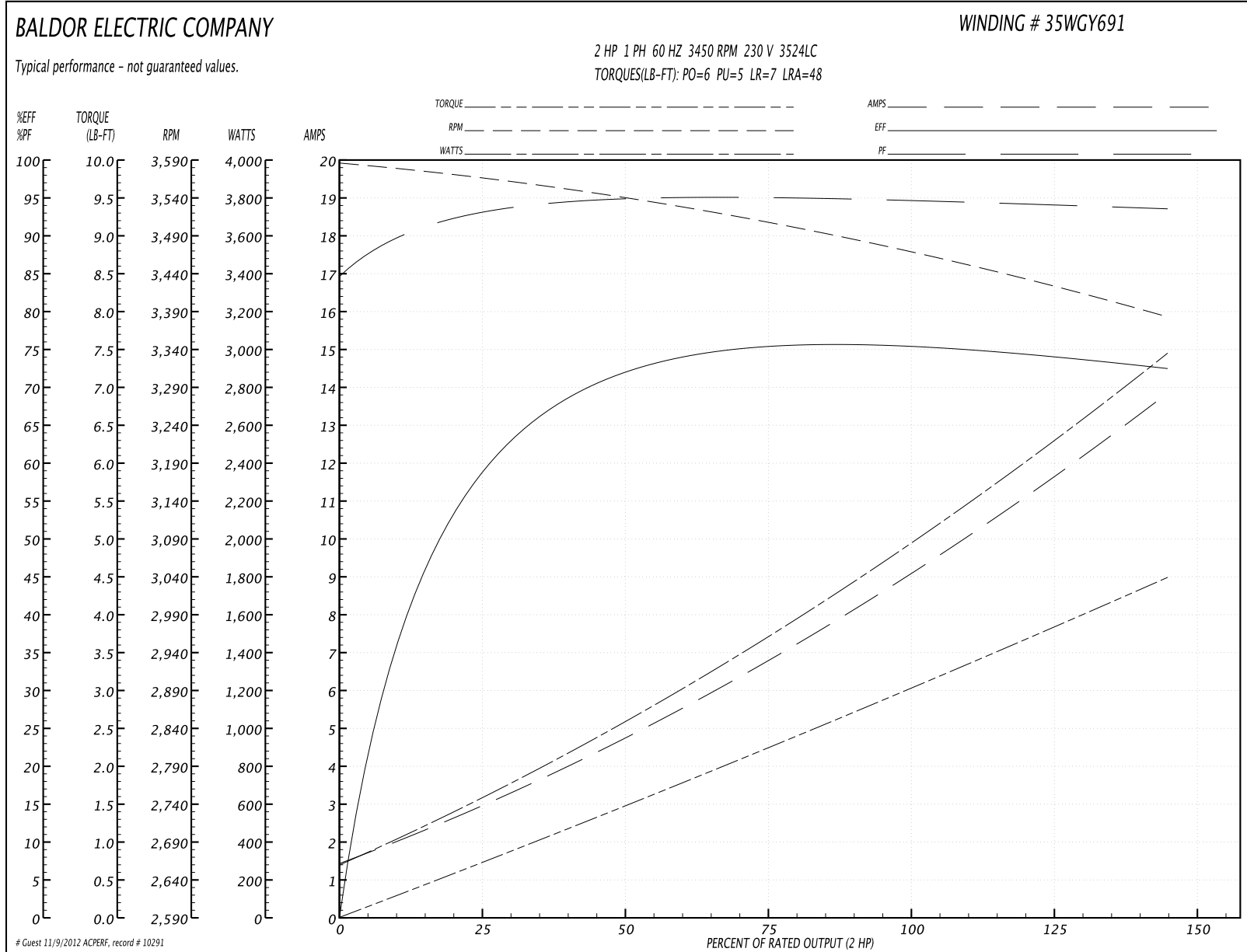
Parts List (continued)		
Part Number	Description	Quantity
51XW0832A07	8-32 X .44, TAPTITE II, HEX WSHR SLTD SE	4.000 EA
HW2501D13SP	KEY, 3/16 SQ X 1.375	1.000 EA
HA7000A04	KEY RETAINER 0.625 DIA SHAFTS	1.000 EA
85XU0407S04	4X1/4 U DRIVE PIN STAINLESS	2.000 EA
WD1000A15	3-520132-2 AMP FLAG (4M/RL NON-CANC/NON-	4.000 EA
MJ1000A75	GREASE, POLYREX EM EXXON	0.050 LB
35FH4005A32SP	IEC FH NO GRSR W/3 HOLES - W/AUTOPHERETI	1.000 EA
35CB4521	35 LIPPED CB LID (GALV & PHOSPH)	1.000 EA
MG1000G27	PAINT- S9282E CHARCOAL GREY	0.017 GA
HA3100A15	THRUBOLT 10-32 X 8.375	4.000 EA
MG2000A02	RUST VETO-377-HF HOUGHTON	0.001 GA
SP5181A28	MODEL 35 LC TORQ STAT SWITCH LEAD ASSY	1.000 EA
LB1119	WARNING LABEL	1.000 EA
LB1125C01	STD (STOCK) CARTON LABEL BALDOR WITH FLA	1.000 EA
LC0269	1PH,DV,REV,THERMAL,7 LD,L.AMP THRU HTR H	1.000 EA
LB1087	LABEL,MANUAL RESET (ROLL LABEL)	1.000 EA
NP1257L	ALUM UL CSA CC THERMAL REV MTG	1.000 EA
35PA1066	PACKING GROUP COMBINED PRINT	1.000 EA

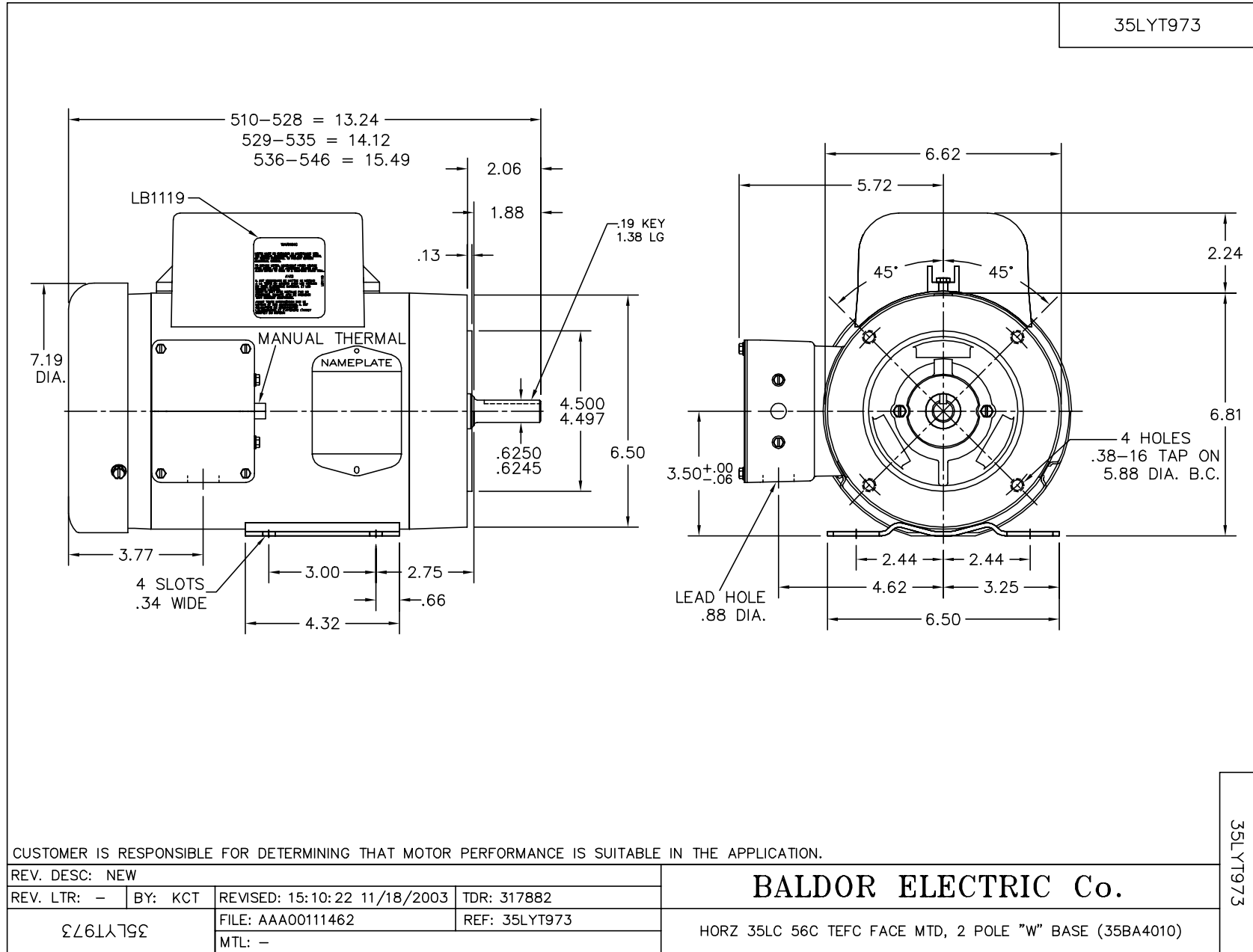
Performance Data at 230V, 60Hz, 2.0HP (Typical performance - Not guaranteed values)

General Characteristics			
Full Load Torque:	3.0 LB-FT	Start Configuration:	DOL
No-Load Current:	1.35 Amps	Break-Down Torque:	6.0 LB-FT
Line-line Res. @ 25°C.:	1.33 Ohms A Ph / 1.27 Ohms B Ph	Pull-Up Torque:	5.0 LB-FT
Temp. Rise @ Rated Load:	66 C	Locked-Rotor Torque:	7.0 LB-FT
Temp. Rise @ S.F. Load:	88 C	Starting Current:	48.0 Amps

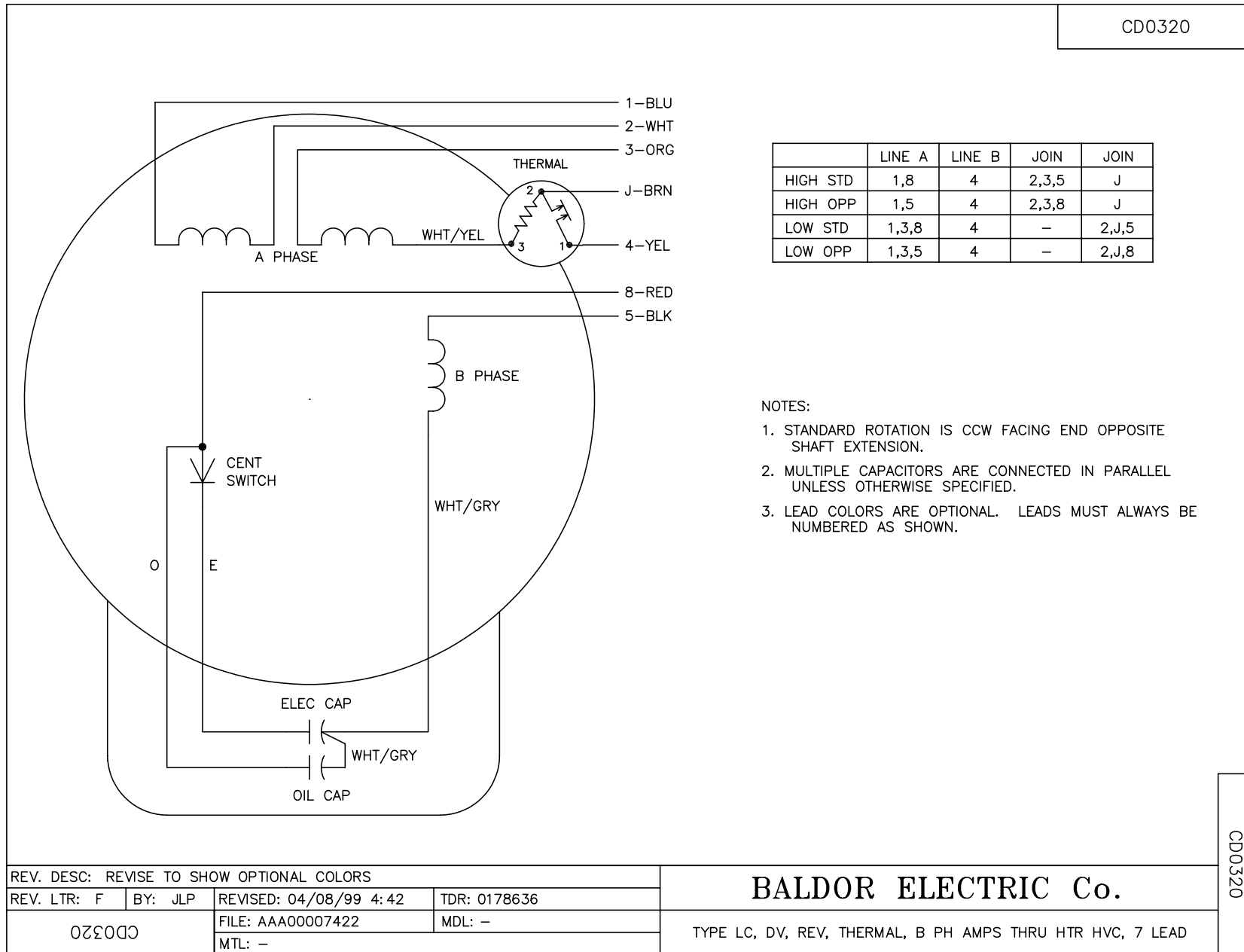
Load Characteristics							
% of Rated Load	25	50	75	100	125	150	S.F.
Power Factor:	93.0	93.0	96.0	95.0	95.0	93.0	95.0
Efficiency:	57.0	72.0	76.0	77.0	72.5	73.0	74.3
Speed:	3560.0	3539.0	3508.0	3473.0	3431.0	3380.0	3448.0
Line Amperes:	3.1	4.9	6.7	8.8	11.6	13.8	10.5

Performance Graph at 230V, 60Hz, 2.0HP Typical performance - Not guaranteed values





CD0320



	LINE A	LINE B	JOIN	JOIN
HIGH STD	1,8	4	2,3,5	J
HIGH OPP	1,5	4	2,3,8	J
LOW STD	1,3,8	4	-	2,J,5
LOW OPP	1,3,5	4	-	2,J,8

NOTES:

1. STANDARD ROTATION IS CCW FACING END OPPOSITE SHAFT EXTENSION.
2. MULTIPLE CAPACITORS ARE CONNECTED IN PARALLEL UNLESS OTHERWISE SPECIFIED.
3. LEAD COLORS ARE OPTIONAL. LEADS MUST ALWAYS BE NUMBERED AS SHOWN.

CD0320

REV. DESC: REVISE TO SHOW OPTIONAL COLORS			
REV. LTR: F	BY: JLP	REVISED: 04/08/99 4:42	TDR: 0178636
0320		FILE: AAA00007422	MDL: -
		MTL: -	

BALDOR ELECTRIC Co.

TYPE LC, DV, REV, THERMAL, B PH AMPS THRU HTR HVC, 7 LEAD