

# **BALDOR® • RELIANCE**

## **Product Information Packet**

# **VEBM3714T**

**10HP, 1770RPM, 3PH, 60HZ, 215TC, 3752M, TEFC, F**

Copyright © All product information within this document is subject to Baldor Electric Company copyright © protection, unless otherwise noted.

Part Detail									
Revision:	-	Status:	PRD/A	Change #:		Proprietary:	No		
Type:	AC	Prod. Type:	3752M	Elec. Spec:	37WGS518	CD Diagram:			
Enclosure:	TEFC	Mfg Plant:		Mech. Spec:	37F721	Layout:			
Frame:	215TC	Mounting:	F1	Poles:	04	Created Date:	04-26-2010		
Base:	N	Rotation:	R	Insulation:	F	Eff. Date:	05-04-2010		
Leads:	9#14	Literature:		Elec. Diagram:		Replaced By:			
Nameplate NP1259L									
CAT.NO.	VEBM3714T								
SPEC.	37F721S518G1								
HP	10								
VOLTS	208-230/460								
AMP	25.4-24/12								
RPM	1770								
FRAME	215TC	HZ			60	PH	3		
SER.F.	1.15	CODE			K	DES	A	CL	F
NEMA-NOM-EFF	91.7	PF			85				
RATING	40C AMB-CONT								
CC				USABLE AT 208V					
DE	6307	ODE			6306				
ENCL	TEFC	SN							

Parts List		
Part Number	Description	Quantity
SA194254	SA 37F721S518G1	1.000 EA
RA181842	RA 37F721S518G1	1.000 EA
S/P107-000-001	SUPER E PROC'S-FS & WS PLTS-POLYREX EM G	1.000 EA
HW3200A01	3/8-16X3/4 I-BLT WELDED F/S	1.000 EA
37CB3000SP	CONDUIT BOX, CAST, W/1.089/1.100 CAST LE	1.000 EA
37GS1000SP	GASKET, CONDUIT BOX STD., .06 THICK LEXI	1.000 EA
51XW2520A12	.25-20 X .75, TAPTITE II, HEX WSHR SLTD	2.000 EA
11XW1032G06	10-32 X .38, TAPTITE II, HEX WSHR SLTD U	1.000 EA
HW3001B01	003SS CUP WASHER, FOR #8 SCREW	1.000 EA
37EP1301A97	STD FACE MTD ENDPLATE, BRAKE MTG	1.000 EA
HW4500A01	1641B(ALEMITE)400 UNIV, GREASE FITT	1.000 EA
HW5100A07	W2816-030 WVY WASHER (WB)	1.000 EA
37EP3300A01	FACE MT ENDPLATE-ENCL-307 BRG-213TC-215T	1.000 EA
HW4500A01	1641B(ALEMITE)400 UNIV, GREASE FITT	1.000 EA
10XN2520A30	HEX HD CAP SCREW-STD THD-.25 X 20 THD PE	4.000 EA
HW1001A25	LOCKWASHER 1/4, ZINC PLT .493 OD, .255 I	4.000 EA
XY3118A12	5/16-18 HEX NUT DIRECTIONAL SERRATION	4.000 EA
84XN5013L12	.50-13 X .75 NYLOK TYPE HEX.SOC.HD.CAP S	4.000 EA
HW2501E10	KEY, 1/4 SQ X 1.000	1.000 EA
37FN5001A01SP	EXFN ASSY, BALTRIC, 8.50 OD, .986 ID	1.000 EA
80XN2520A06	1/4-20 X 3/8 SET SCREW	1.000 EA
37FH5007	STAMPED FAN COVER W/ AUTOPHERETIC PRIMER	1.000 EA
51XW1032A06	10-32 X .38, TAPTITE II, HEX WSHR SLTD S	3.000 EA
36CB4516	36 LIPPED CB LID	1.000 EA

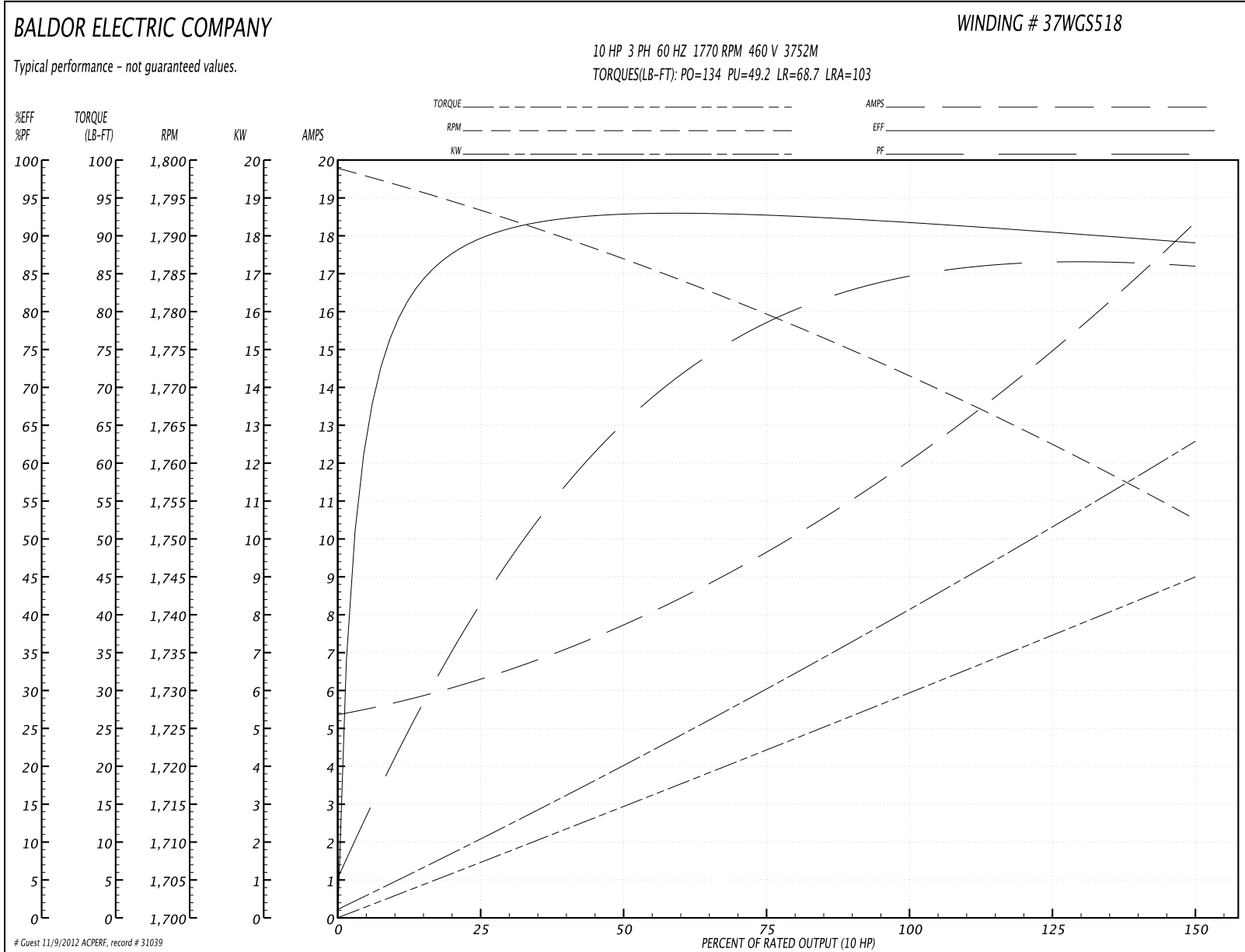
Parts List (continued)		
Part Number	Description	Quantity
37GS1001SP	GASKET, CONDUIT BOX LID, .06 THICK LEXID	1.000 EA
51XW0832A07	8-32 X .44, TAPTITE II, HEX WSHR SLTD SE	4.000 EA
HW2501F21	KEY, 5/16 SQ X 2.375	1.000 EA
HA7000A02	KEY RETAINER RING, 1 1/8 DIA, 1 3/8 DIA	1.000 EA
85XU0407S04	4X1/4 U DRIVE PIN STAINLESS	2.000 EA
LB1115	LABEL,LIFTING DEVICE	1.000 EA
MJ1000A75	GREASE, POLYREX EM EXXON	0.050 LB
MG1000Y03	WILKO 689.710 GOLD PAINT SUPER E	0.028 GA
HA3104A25	THRUBOLT .31-18 X 14.75	4.000 EA
87BK5120EQF	50LB-FT 230/460V STD BK W/SIDE RELEASE L	1.000 EA
LC0005E01	CONN.DIA./WARNING LABEL (LC0005/LB1119)	1.000 EA
LB1125C02	SUPER-E (STOCK CTN LABEL SUPER-E WITH FL	1.000 EA
LB1404	BRAKE CONNECTION LABEL	1.000 EA
LB1357	ENERGY GUIDE LABEL (BOX LABEL)	1.000 SH
NP1259L	ALUM SUPER-E UL CSA-EEV CC NEMA PREMIUM	1.000 EA
37PA1039	PACKAGING GROUP	1.000 EA
PK3082	STYROFOAM CRADLE	3.000 EA

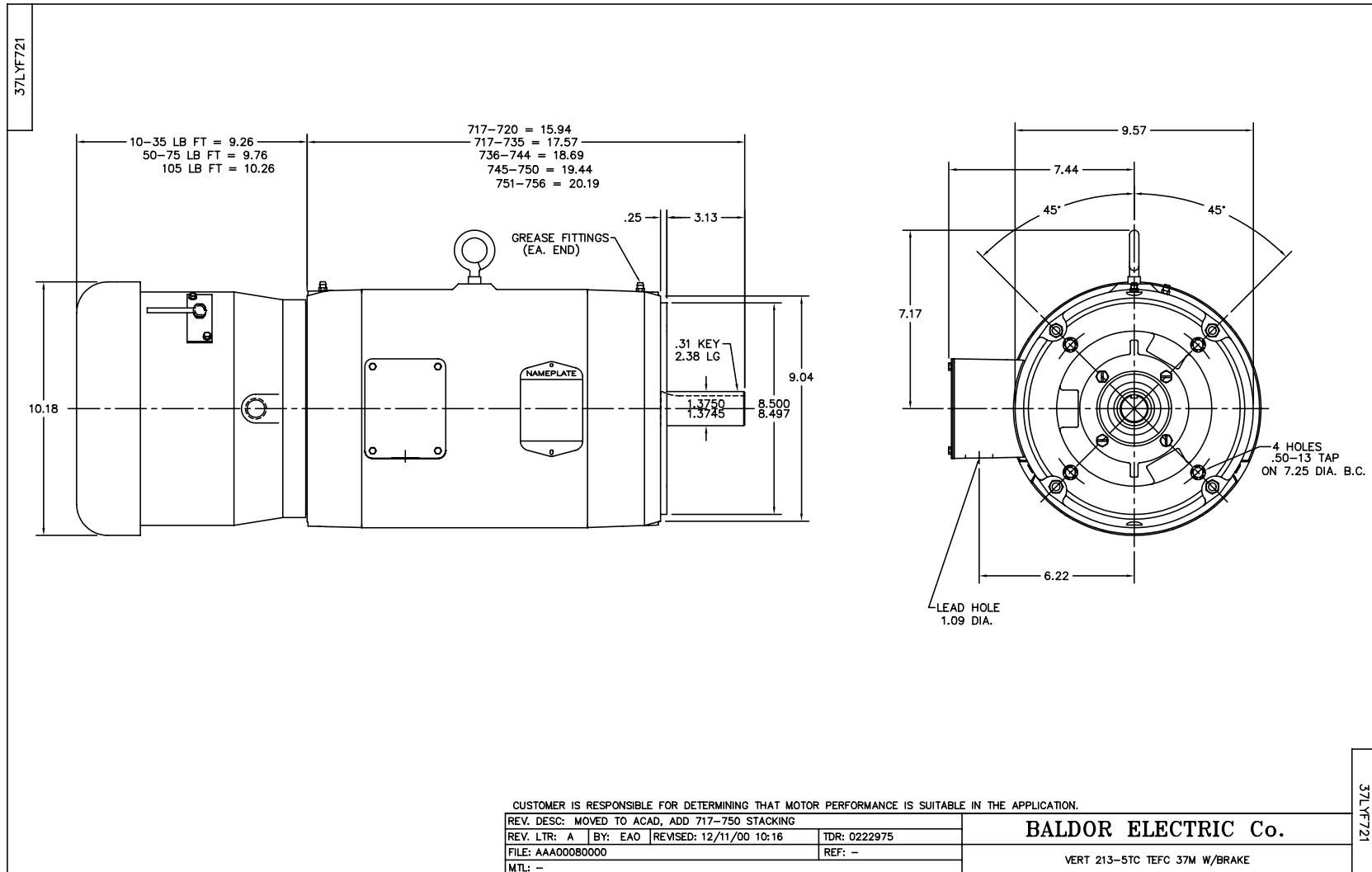
**Performance Data at 460V, 60Hz, 10.0HP (Typical performance - Not guaranteed values)**

General Characteristics			
Full Load Torque:	29.5 LB-FT	Start Configuration:	DOL
No-Load Current:	5.49 Amps	Break-Down Torque:	134.0 LB-FT
Line-line Res. @ 25°C.:	0.93503 Ohms A Ph / 0.0 Ohms B Ph	Pull-Up Torque:	49.2 LB-FT
Temp. Rise @ Rated Load:	63 C	Locked-Rotor Torque:	68.7 LB-FT
Temp. Rise @ S.F. Load:	81 C	Starting Current:	103.0 Amps

Load Characteristics							
% of Rated Load	25	50	75	100	125	150	S.F.
Power Factor:	42.0	66.0	79.0	85.0	84.0	87.0	84.0
Efficiency:	88.9	92.1	92.4	91.8	90.3	89.0	90.9
Speed:	1793.9	1786.8	1779.7	1771.8	1762.7	1752.5	1766.0
Line Amperes:	6.14	7.63	9.58	11.9	15.4	18.1	14.0

Performance Graph at 460V, 60Hz, 10.0HP Typical performance - Not guaranteed values





CD0005

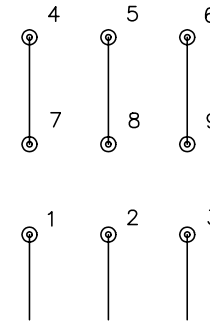


LOW VOLTAGE  
(2Y)



LINE

HIGH VOLTAGE  
(1Y)



LINE

NOTES:

1. INTERCHANGE ANY TWO LINE LEADS TO REVERSE ROTATION.
2. OPTIONAL THERMOSTATS ARE PROVIDED WHEN SPECIFIED.
3. ACTUAL NUMBER OF INTERNAL PARALLEL CIRCUITS MAY BE A MULTIPLE OF THOSE SHOWN ABOVE.
4. LEAD COLORS ARE OPTIONAL. LEADS MUST ALWAYS BE NUMBERED AS SHOWN.

REV. DESC: REVISE TO SHOW OPTIONAL COLORS			
REV. LTR: E	BY: JLP	REVISED: 01/19/99 10:15	TDR: 0171435
9000D		FILE: AAA00005140	MDL: -
		MTL: -	

**BALDOR ELECTRIC Co.**

3PH, DV, 9 LEADS

CD0005