

BALDOR® • RELIANCE

Product Information Packet

VEM3611T-5

3HP, 1760RPM, 3PH, 60HZ, 182TC, 3631M, TEFC, F1

Copyright © All product information within this document is subject to Baldor Electric Company copyright © protection, unless otherwise noted.

Part Detail							
Revision:	A	Status:	PRD/A	Change #:		Proprietary:	No
Type:	AC	Prod. Type:	3631M	Elec. Spec:	36WGS582	CD Diagram:	
Enclosure:	TEFC	Mfg Plant:		Mech. Spec:	36A003	Layout:	
Frame:	182TC	Mounting:	F1	Poles:	04	Created Date:	09-24-2010
Base:	N	Rotation:	R	Insulation:	F	Eff. Date:	01-07-2011
Leads:	3#16	Literature:		Elec. Diagram:		Replaced By:	

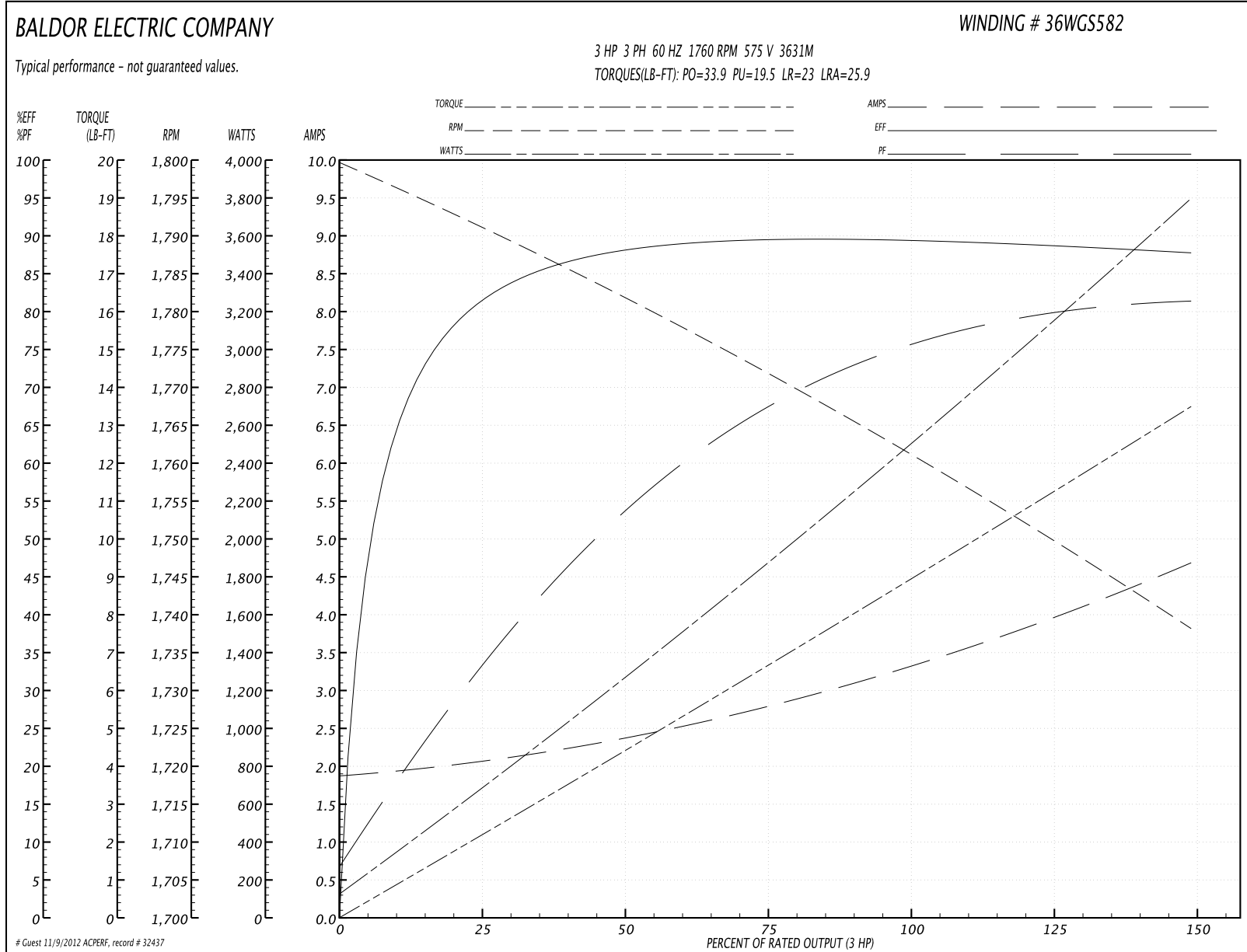
Nameplate NP1259L							
CAT.NO.	VEM3611T-5						
SPEC.	36A003S582G1						
HP	3						
VOLTS	575						
AMP	3.3						
RPM	1760						
FRAME	182TC	HZ	60	PH	3		
SER.F.	1.15	CODE	K	DES	B	CL	F
NEMA-NOM-EFF	89.5	PF	75				
RATING	40C AMB-CONT						
CC	010A	USABLE AT 208V					
DE	6206	ODE	6205				
ENCL	TEFC	SN					

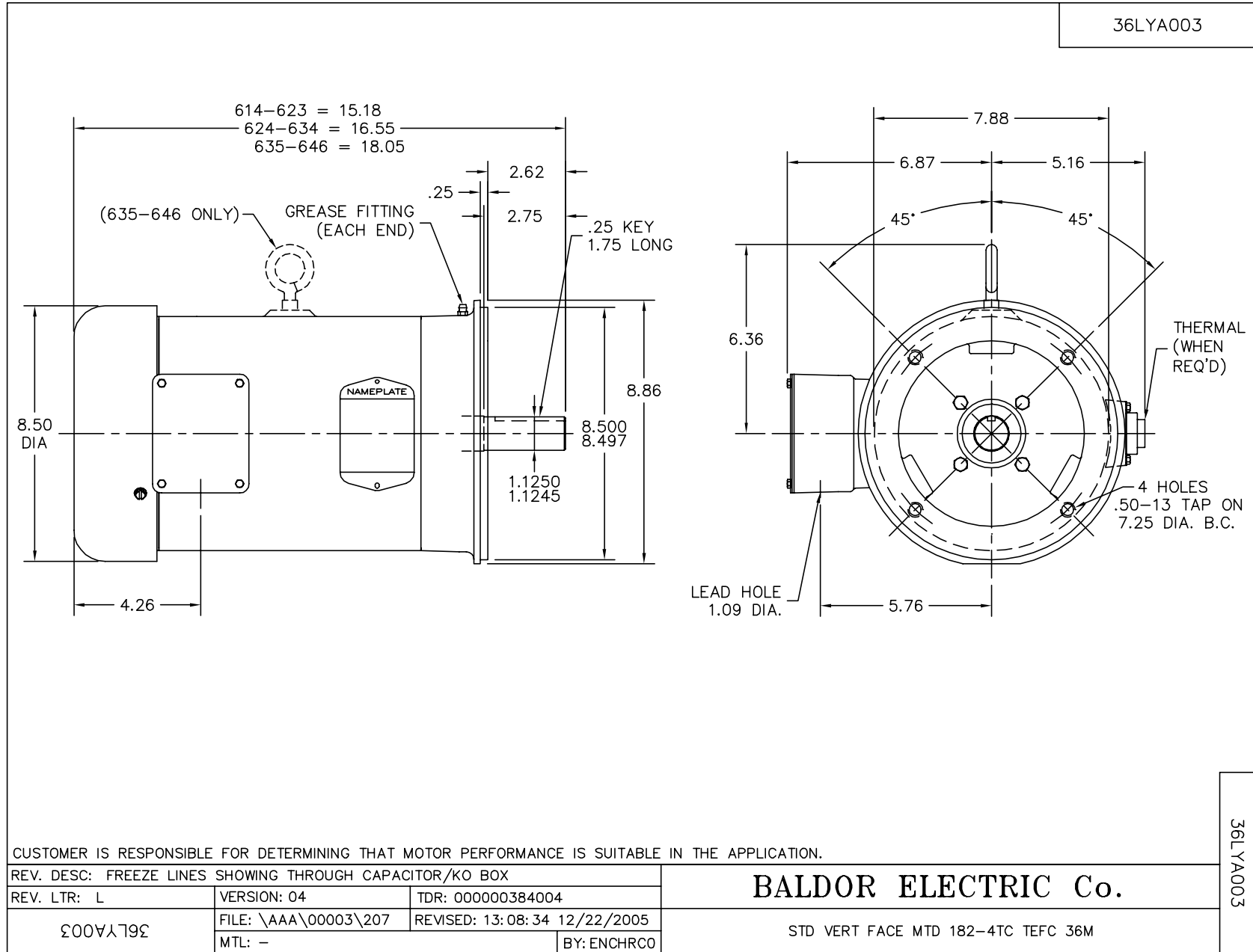
Parts List		
Part Number	Description	Quantity
SA203580	SA 36A003S582G1	1.000 EA
RA190841	RA 36A003S582G1	1.000 EA
36FN3000C01SP	EXFN, PLASTIC, 5.25 OD, .912 ID	1.000 EA
S/P107-000-001	SUPER E PROC'S-FS & WS PLTS-POLYREX EM G	1.000 EA
36CB3004	36 CB CASTING W/1.09 DIA LEAD HOLE @ 6:0	1.000 EA
36GS1000SP	GASKET-CONDUIT BOX, .06 THICK #SV-330 LE	1.000 EA
51XB1016A08	10-16X 1/2HXWSSLD SERTYB	2.000 EA
11XW1032G06	10-32 X .38, TAPTITE II, HEX WSHR SLTD U	1.000 EA
HW3001B01	003SS CUP WASHER, FOR #8 SCREW	1.000 EA
36EP3104A01	FREP MACH W/GRSR, RAISED FH PADS	1.000 EA
HW4500A01	1641B(ALEMITE)400 UNIV, GREASE FITT	1.000 EA
HW5100A05	WVY WSHR F/205 & 304 BRGS	1.000 EA
36EP3301A23	PU ENDPLATE, ENCL. 182-4TC 206 BRG. W/GR	1.000 EA
HW4500A01	1641B(ALEMITE)400 UNIV, GREASE FITT	1.000 EA
10XN2520A28	1/4-20X 1 3/4 HEX HD	4.000 EA
HW1001A25	LOCKWASHER 1/4, ZINC PLT .493 OD, .255 I	4.000 EA
51XB1214A16	12-14X1.00 HXWSSLD SERTYB	1.000 EA
36FH4009A102SP	IEC FH GREASER W/AUTOPHERETIC PRIMER	1.000 EA
51XW1032A06	10-32 X .38, TAPTITE II, HEX WSHR SLTD S	3.000 EA
36CB4516	36 LIPPED CB LID	1.000 EA
37GS1001SP	GASKET, CONDUIT BOX LID, .06 THICK LEXID	1.000 EA
51XW0832A07	8-32 X .44, TAPTITE II, HEX WSHR SLTD SE	4.000 EA
HW2501E16	3KEY, 1/4 SQ X 1.750	1.000 EA
HA7000A02	KEY RETAINER RING, 1 1/8 DIA, 1 3/8 DIA	1.000 EA

Parts List (continued)		
Part Number	Description	Quantity
85XU0407S04	4X1/4 U DRIVE PIN STAINLESS	2.000 EA
MJ1000A75	GREASE, POLYREX EM EXXON	0.050 LB
HA3101A25	THRUBOLT 1/4-20 X 11.000 OHIO ROD	4.000 EA
MG1000Y03	WILKO 689.710 GOLD PAINT SUPER E	0.022 GA
LB1119	WARNING LABEL	1.000 EA
LB1125C02	SUPER-E (STOCK CTN LABEL SUPER-E WITH FL	1.000 EA
LC0006	CONNECTION LABEL	1.000 EA
LB1357	ENERGY GUIDE LABEL (BOX LABEL)	1.000 SH
NP1259L	ALUM SUPER-E UL CSA-EEV CC NEMA PREMIUM	1.000 EA
36PA1000	PACK GROUP W/LB5001	1.000 EA
PK3082	STYROFOAM CRADLE	1.000 EA

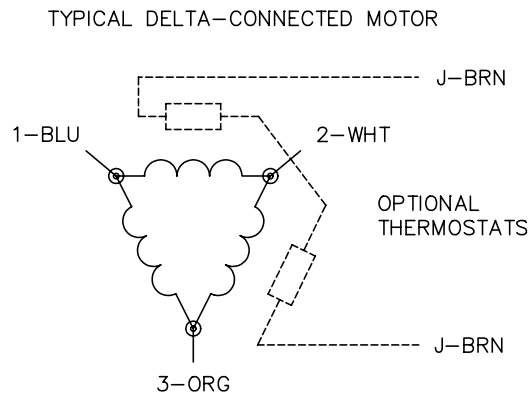
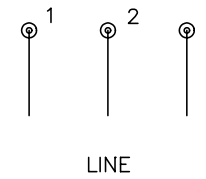
Performance Data at 575V, 60Hz, 3.0HP (Typical performance - Not guaranteed values)							
General Characteristics							
Full Load Torque:	8.88 LB-FT			Start Configuration:	DOL		
No-Load Current:	1.9 Amps			Break-Down Torque:	33.9 LB-FT		
Line-line Res. @ 25°C.:	6.0 Ohms A Ph / 0.0 Ohms B Ph			Pull-Up Torque:	19.5 LB-FT		
Temp. Rise @ Rated Load:	40 C			Locked-Rotor Torque:	23.0 LB-FT		
Temp. Rise @ S.F. Load:	48 C			Starting Current:	25.9 Amps		
Load Characteristics							
% of Rated Load	25	50	75	100	125	150	S.F.
Power Factor:	33.0	54.0	67.0	75.0	79.0	82.0	77.0
Efficiency:	80.5	87.7	89.5	89.5	88.9	87.6	89.1
Speed:	1791.0	1782.0	1772.0	1762.0	1750.0	1738.0	1755.0
Line Amperes:	2.03	2.34	2.77	3.34	3.97	4.66	3.72

Performance Graph at 575V, 60Hz, 3.0HP Typical performance - Not guaranteed values





CD0006



NOTES:

1. THREE LEAD MOTOR MAY BE EITHER WYE CONNECTED OR DELTA CONNECTED.
2. INTERCHANGE ANY TWO LINE LEADS TO REVERSE ROTATION.
3. OPTIONAL THERMOSTATS ARE PROVIDED WHEN SPECIFIED.
4. ACTUAL NUMBER OF INTERNAL PARALLEL CIRCUITS MAY VARY.
5. LEAD COLORS ARE OPTIONAL. LEADS MUST BE NUMBERED AS SHOWN.

REV. DESC: REVISE TO SHOW OPTIONAL COLORS			
REV. LTR: D	BY: JLP	REVISED: 01/21/99 4:02	TDR: 0171435
9000D		FILE: AAA00005141	MDL: -
		MTL: -	

BALDOR ELECTRIC Co.

3PH, SV, 3 LEADS, WYE OR DELTA CONNECTED

CD0006