

BALDOR® • RELIANCE

Product Information Packet

VEUHM3615T

5HP, 1750RPM, 3PH, 60HZ, 184TC, 3642M, TEFC, F1

Copyright © All product information within this document is subject to Baldor Electric Company copyright © protection, unless otherwise noted.

Part Detail									
Revision:	A	Status:	PRD/A	Change #:		Proprietary:	No		
Type:	AC	Prod. Type:	3642M	Elec. Spec:	36WGS268	CD Diagram:			
Enclosure:	TEFC	Mfg Plant:		Mech. Spec:	36A003	Layout:			
Frame:	184TC	Mounting:	F1	Poles:	04	Created Date:	08-03-2010		
Base:	N	Rotation:	R	Insulation:	F	Eff. Date:	01-05-2011		
Leads:	9#16	Literature:		Elec. Diagram:		Replaced By:			
Nameplate NP2105L									
CAT.NO.	VEUHM3615T								
SPEC.	36A003S268G1								
HP	5								
VOLTS	208-230/460								
AMP	13.9-13.4/6.7								
RPM	1750								
FRAME	184TC	HZ			60	PH	3		
SER.F.	1.15	CODE			J	DES	B	CL	F
NEMA-NOM-EFF	89.5	PF			78				
RATING	40C AMB-CONT								
CC	010A	USABLE AT 208V			13.9				
DE	6206	ODE			6205				
ENCL	TEFC	SN							
	IP44								

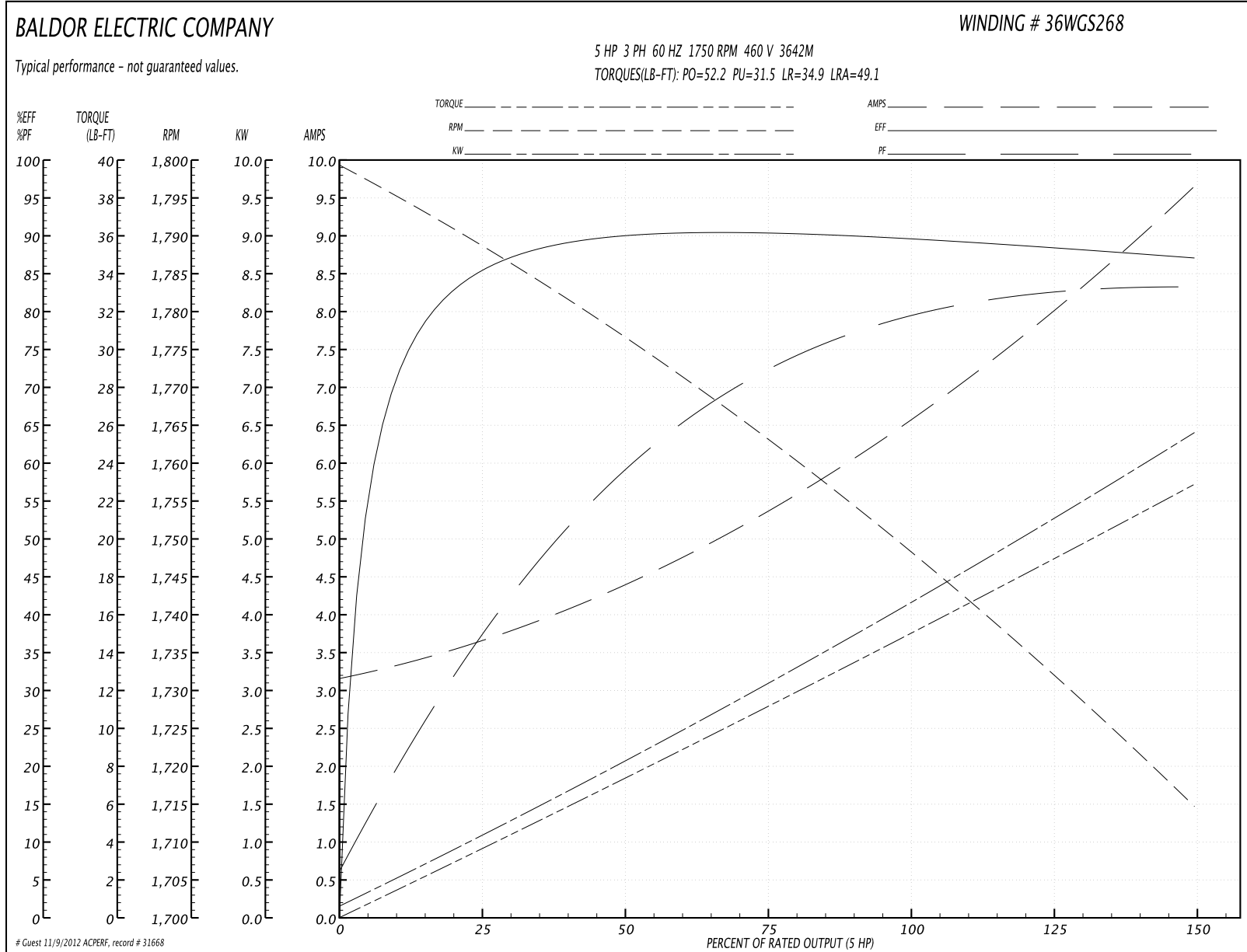
Parts List		
Part Number	Description	Quantity
SA200816	SA 36A003S268G1	1.000 EA
RA188127	RA 36A003S268G1	1.000 EA
36FN3000C01SP	EXFN, PLASTIC, 5.25 OD, .912 ID	1.000 EA
S/P107-000-001	SUPER E PROC'S-FS & WS PLTS-POLYREX EM G	1.000 EA
36CB3004	36 CB CASTING W/1.09 DIA LEAD HOLE @ 6:0	1.000 EA
36GS1000SP	GASKET-CONDUIT BOX, .06 THICK #SV-330 LE	1.000 EA
51XB1016A08	10-16X 1/2HXWSSLD SERTYB	2.000 EA
11XW1032G06	10-32 X .38, TAPTITE II, HEX WSHR SLTD U	1.000 EA
HW3001B01	003SS CUP WASHER, FOR #8 SCREW	1.000 EA
36EP3104A01	FREP MACH W/GRSR, RAISED FH PADS	1.000 EA
HW4500A01	1641B(ALEMITE)400 UNIV, GREASE FITT	1.000 EA
HW5100A05	WVY WSHR F/205 & 304 BRGS	1.000 EA
36EP3301A23	PU ENDPLATE, ENCL. 182-4TC 206 BRG. W/GR	1.000 EA
HW4500A01	1641B(ALEMITE)400 UNIV, GREASE FITT	1.000 EA
10XN2520A28	1/4-20X 1 3/4 HEX HD	4.000 EA
HW1001A25	LOCKWASHER 1/4, ZINC PLT .493 OD, .255 I	4.000 EA
51XB1214A16	12-14X1.00 HXWSSLD SERTYB	1.000 EA
36FH4009A102SP	IEC FH GREASER W/AUTOPHERETIC PRIMER	1.000 EA
51XW1032A06	10-32 X .38, TAPTITE II, HEX WSHR SLTD S	3.000 EA
36CB4516	36 LIPPED CB LID	1.000 EA
37GS1001SP	GASKET, CONDUIT BOX LID, .06 THICK LEXID	1.000 EA
51XW0832A07	8-32 X .44, TAPTITE II, HEX WSHR SLTD SE	4.000 EA
HW2501E16	3KEY, 1/4 SQ X 1.750	1.000 EA
HA7000A02	KEY RETAINER RING, 1 1/8 DIA, 1 3/8 DIA	1.000 EA

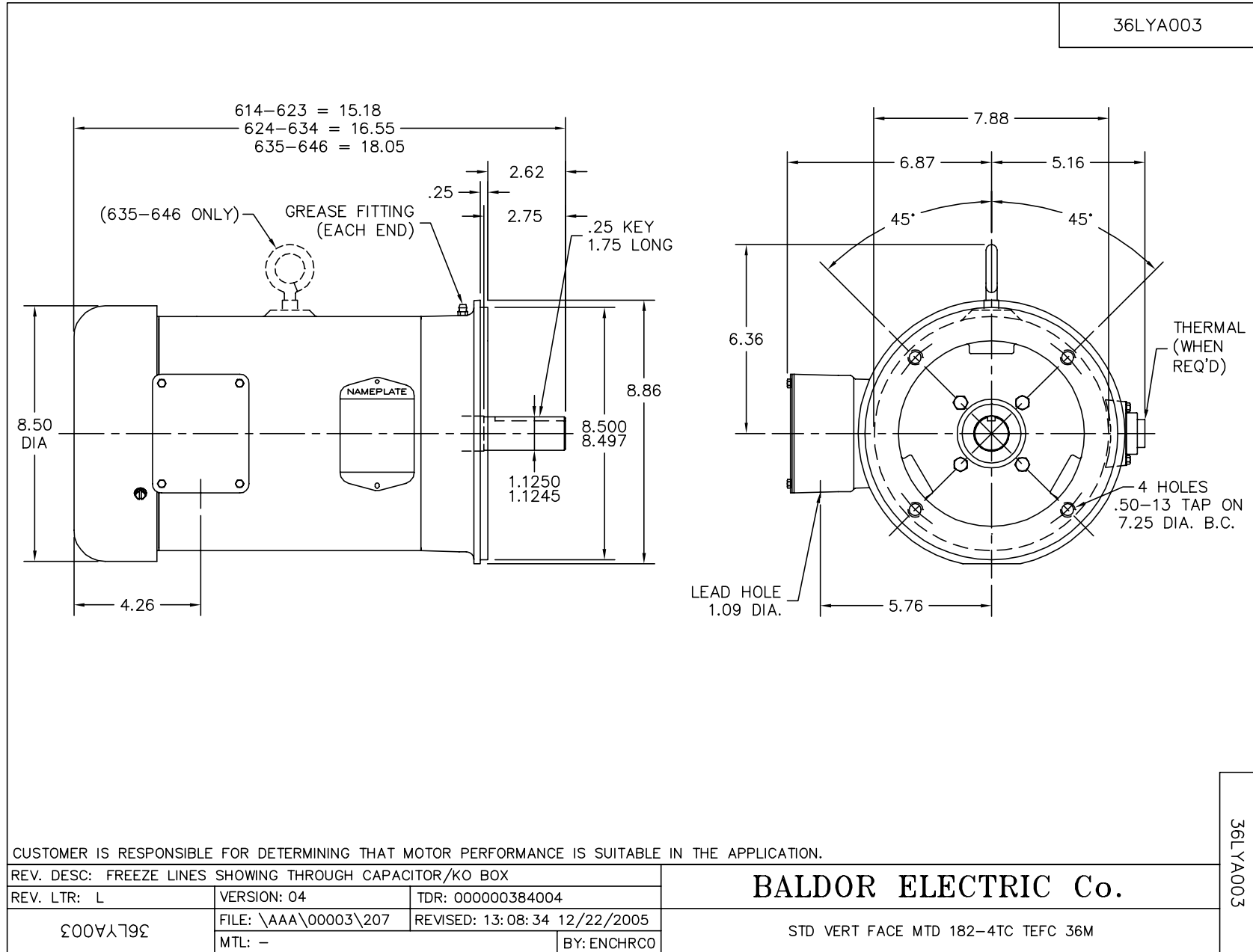
Parts List (continued)		
Part Number	Description	Quantity
85XU0407S04	4X1/4 U DRIVE PIN STAINLESS	2.000 EA
HW3200A01	3/8-16X3/4 I-BLT WELDED F/S	1.000 EA
MJ1000A75	GREASE, POLYREX EM EXXON	0.050 LB
MG1000N49	PAINT, 678.50 WILKO, REL GRN (55 GA)	0.022 GA
LB1115	LABEL,LIFTING DEVICE	1.000 EA
HA3101A28	THRUBOLT 1/4-20 X 12.500 OHIO ROD	4.000 EA
LB1119	WARNING LABEL	1.000 EA
LB1125C02	SUPER-E (STOCK CTN LABEL SUPER-E WITH FL	1.000 EA
LC0005	CONN.DIA.,TY M,9-LD,DUAL VOLT,REVERSING	1.000 EA
LB5040	INSTRUCTION TAG, AC & DC	1.000 EA
LB1357	ENERGY GUIDE LABEL (BOX LABEL)	1.000 SH
NP2105L	ALUM SUPER-E UL CSA-EEV CE CC	1.000 EA
36PA1001	PACKAGING GROUP	1.000 EA
PK3082	STYROFOAM CRADLE	1.000 EA

Performance Data at 460V, 60Hz, 5.0HP (Typical performance - Not guaranteed values)

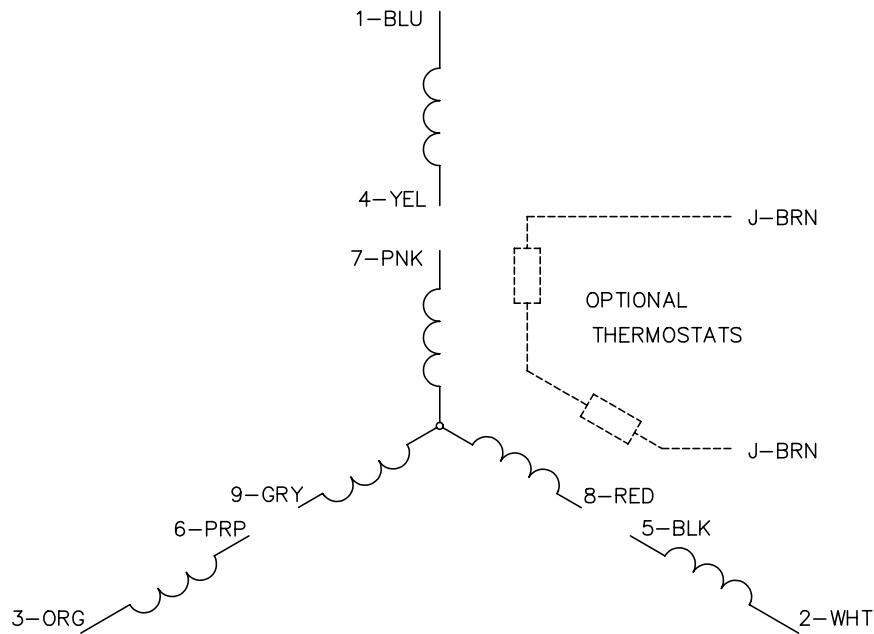
General Characteristics							
Full Load Torque:	14.9 LB-FT			Start Configuration:	DOL		
No-Load Current:	3.24 Amps			Break-Down Torque:	52.2 LB-FT		
Line-line Res. @ 25°C.:	2.31 Ohms A Ph / 0.0 Ohms B Ph			Pull-Up Torque:	31.5 LB-FT		
Temp. Rise @ Rated Load:	71 C			Locked-Rotor Torque:	34.9 LB-FT		
Temp. Rise @ S.F. Load:	87 C			Starting Current:	49.1 Amps		
Load Characteristics							
% of Rated Load	25	50	75	100	125	150	S.F.
Power Factor:	39.0	60.0	72.0	78.0	83.0	83.0	81.0
Efficiency:	84.9	89.7	90.3	89.8	88.8	87.0	89.2
Speed:	1789.1	1776.2	1762.3	1749.7	1732.5	1714.3	1739.0
Line Amperes:	3.55	4.31	5.43	6.65	7.94	9.64	7.42

Performance Graph at 460V, 60Hz, 5.0HP Typical performance - Not guaranteed values

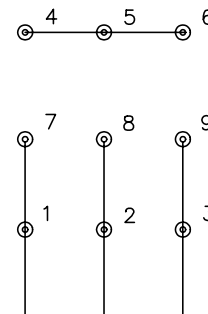




CD0005

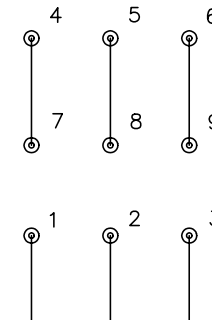


LOW VOLTAGE
(2Y)



LINE

HIGH VOLTAGE
(1Y)



LINE

NOTES:

1. INTERCHANGE ANY TWO LINE LEADS TO REVERSE ROTATION.
2. OPTIONAL THERMOSTATS ARE PROVIDED WHEN SPECIFIED.
3. ACTUAL NUMBER OF INTERNAL PARALLEL CIRCUITS MAY BE A MULTIPLE OF THOSE SHOWN ABOVE.
4. LEAD COLORS ARE OPTIONAL. LEADS MUST ALWAYS BE NUMBERED AS SHOWN.

REV. DESC: REVISE TO SHOW OPTIONAL COLORS			
REV. LTR: E	BY: JLP	REVISED: 01/19/99 10:15	TDR: 0171435
90000		FILE: AAA00005140	MDL: -
		MTL: -	

BALDOR ELECTRIC Co.

3PH, DV, 9 LEADS

CD0005