

## KRP-C — 600Vac/300Vdc, 2001-6000A, Time-Delay Fuses



**Description:** Ultimate protection Class L dual element, current-limiting, time-delay fuses. Time-delay – 4 seconds (minimum) at 500% of rated current.

**Catalog Symbol:** KRP-C-(amp)SP

### Ratings:

Volts — 600Vac  
Amps — 2001-6000A  
IR — 300kA Vac RMS Sym.

### Agency Information:

CE, UL Listed, Guide JDDZ, File E4273  
CSA Certified, Class 1422-02, File 53787,  
Class L per CSA-C22.2 No. 248.10  
RoHS Compliant

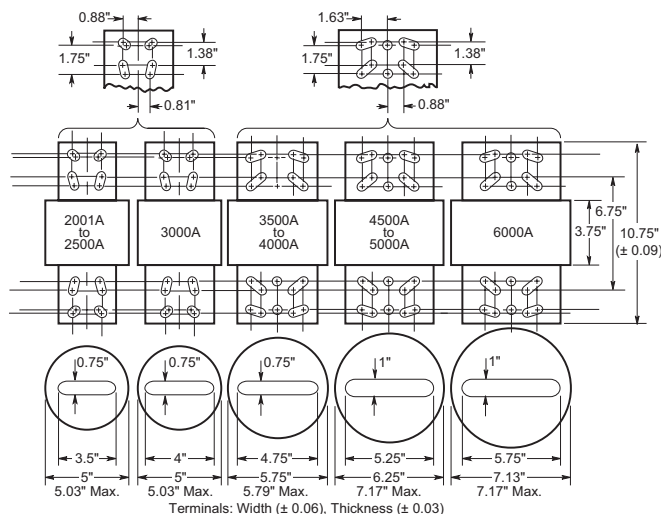
### Catalog Numbers (amps)

KRP-C-2001SP	KRP-C-3500SP	KRP-C-5000SP
KRP-C-2400SP	KRP-C-3800SP	KRP-C-6000SP
KRP-C-2500SP	KRP-C-4000SP	
KRP-C-3000SP	KRP-C-4500SP	

### Carton Quantity and weight

Amp Rating	Carton Qty.
2001-2500	1
3000	1
3500-4000	1
4500-5000	1
6000	1

### Dimensions - in

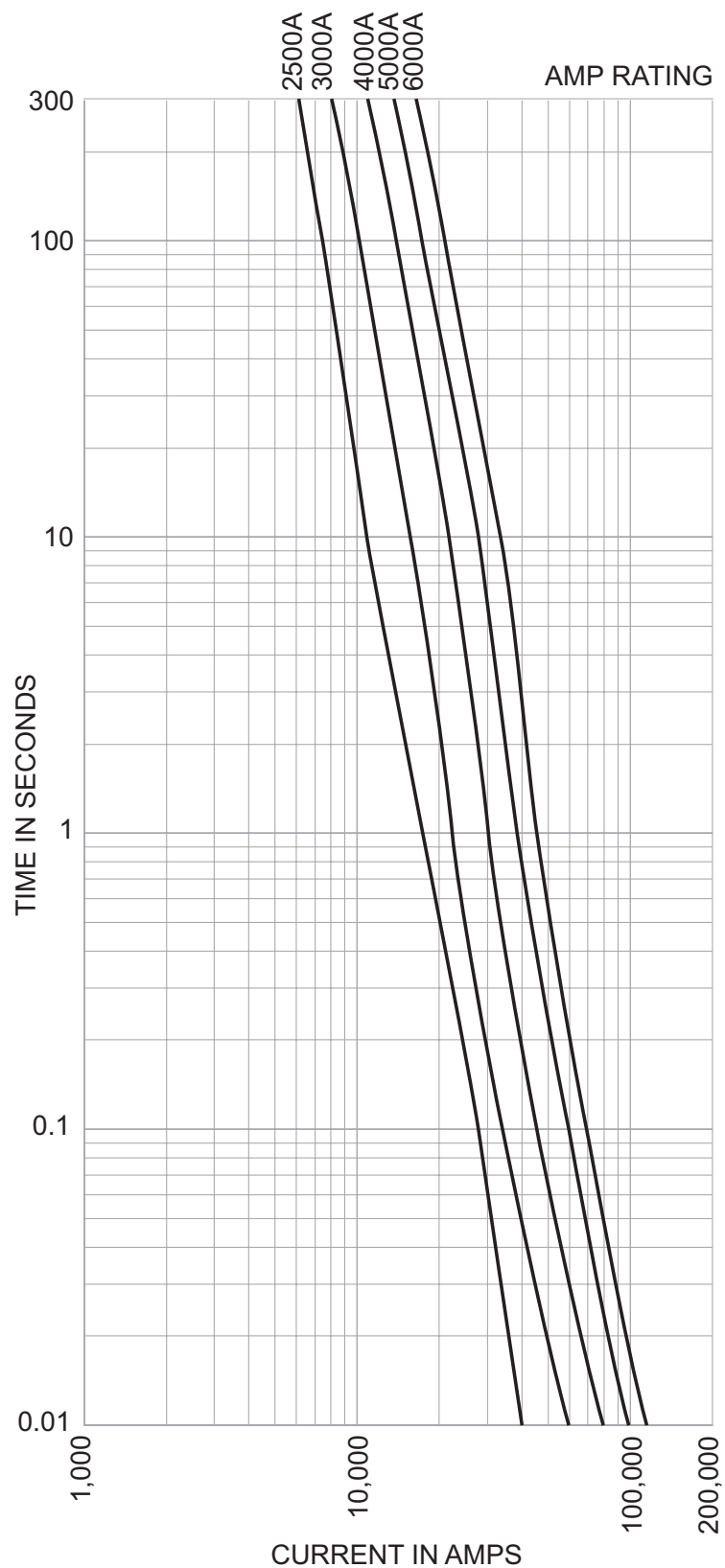


### Features:

- Industry's only UL Listed and CSA Certified fuse with a 300kA Vac interrupting rating that exceeds requirements for virtually all applications
- Fast short-circuit protection provides optimal arc flash protection to reduce hazard to personnel
- Easy selective coordination with all Low-Peak fuses using simple 2:1 ampacity ratio
- All purpose silver-linked fuse for both overload and short-circuit protection for high capacity systems (mains and large feeders)
- Time-delay for close sizing to load
- Current-limiting action of the fuse generally affords considerable reduction in bus bracing
- 300kA Interrupting rating complies with NEC® Sections 110.9 and 230.65 for today's large capacity systems
- O-ring seals maximize pressure build-up during current-limiting action and ensure filler retention
- High grade silica-sand filler; accelerates response of fuse to short-circuits by having quenching effect upon the fuse arc
- 99.9% pure silver links for high conductivity with low watt loss and low operating temperature at normal current levels minimizes total clearing  $I^2t$  fault energy let-through
- Glass melamine tube.
- Silver-plated end bells.

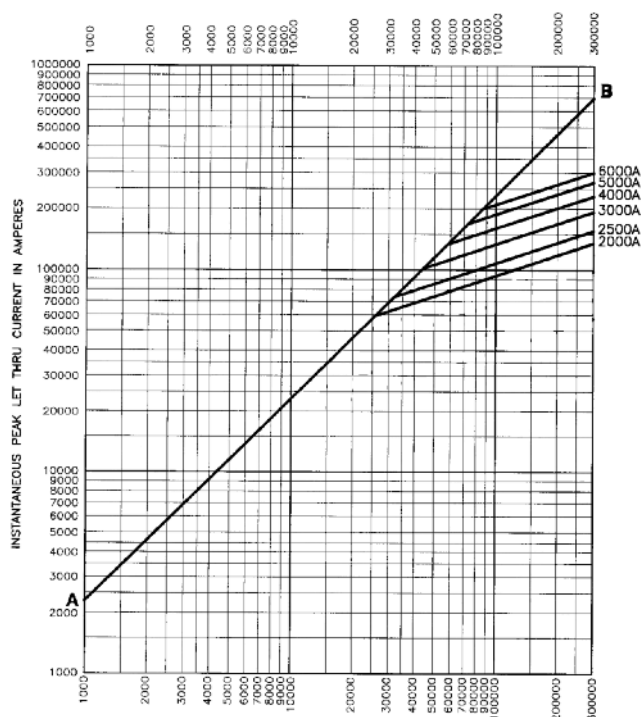
## KRP-C — 600Vac/300Vdc, 2001-6000A, Time-Delay Fuses

### Time-Current Curves - Average Melt



## KRP-C — 600Vac/300Vdc, 2001-6000A, Time-Delay Fuses

### Current-Limitation Curves



### Current-Limiting Effects

Prosp. S.C.C.	Let-Through Current (Apparent RMS Symmetrical Vs. Fuse Rating)				
	2500A	3000A	4000A	5000A	6000A
5000	5000	5000	5000	5000	5000
10,000	10,000	10,000	10,000	10,000	10,000
15,000	15,000	15,000	15,000	15,000	15,000
20,000	20,000	20,000	20,000	20,000	20,000
25,000	25,000	25,000	25,000	25,000	25,000
30,000	30,000	30,000	30,000	30,000	30,000
35,000	35,000	35,000	35,000	35,000	35,000
40,000	35,000	40,000	40,000	40,000	40,000
50,000	37,000	50,000	50,000	50,000	50,000
60,000	40,000	49,000	60,000	60,000	60,000
70,000	42,000	52,000	62,000	70,000	70,000
80,000	44,000	54,000	65,000	76,000	80,000
90,000	45,000	56,000	67,000	79,000	90,000
100,000	47,000	58,000	70,000	81,000	100,000
150,000	54,000	67,000	80,000	93,000	104,000
200,000	59,000	73,000	87,000	102,000	114,000
250,000	64,000	79,000	94,000	110,000	123,000
300,000	68,000	84,000	100,000	117,000	130,000

The only controlled copy of this Data Sheet is the electronic read-only version located on the Cooper Bussmann Network Drive. All other copies of this document are by definition uncontrolled. This bulletin is intended to clearly present comprehensive product data and provide technical information that will help the end user with design applications. Cooper Bussmann reserves the right, without notice, to change design or construction of any products and to discontinue or limit distribution of any products. Cooper Bussmann also reserves the right to change or update, without notice, any technical information contained in this bulletin. Once a product has been selected, it should be tested by the user in all possible applications.