

KRP-C — 600Vac/300Vdc, 601-2000A, Time-Delay Fuses



Description: Ultimate protection Class L dual element, current-limiting, time-delay fuses. Time-delay – 4 seconds (minimum) at 500% of rated current.

Catalog Symbol: KRP-C-(amp)SP

Ratings:

- Volts — 600Vac, 300Vdc
- Amps — 601-2000A*
- IR — 300kA Vac RMS Sym.
- 100kA Vdc

* Use KRP-CL fuses for current ratings from 225 to 600 amps.

Agency Information:

CE, UL Listed, Guide JDDZ, File E4273
 CSA Certified, Class 1422-02, File 53787,
 Class L per CSA C22.2, No. 248.10
 RoHS Compliant

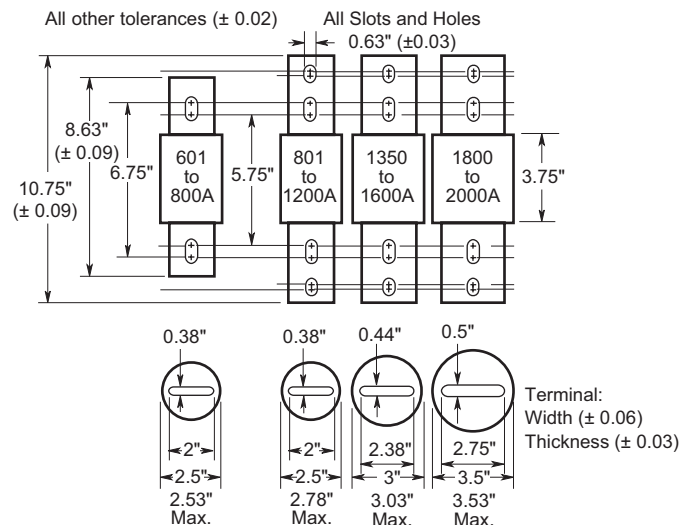
Catalog Numbers (amps)

KRP-C-601SP	KRP-C-900SP	KRP-C-1500SP
KRP-C-650SP	KRP-C-1000SP	KRP-C-1600SP
KRP-C-700SP	KRP-C-1100SP	KRP-C-1800SP
KRP-C-750SP	KRP-C-1200SP	KRP-C-1900SP
KRP-C-800SP	KRP-C-1350SP	KRP-C-2000SP
KRP-C-801SP	KRP-C-1400SP	

Carton Quantity and Weight

Amp Rating	Carton Qty.
601-800	1
801-1200	1
1350-1600	1
1800-2000	1

Dimensions - in



Features:

- Industry's only UL Listed and CSA Certified fuse with a 300kA Vac interrupting rating that exceeds requirements for virtually all applications
- Fast short-circuit protection provides optimal arc flash protection to reduce hazard to personnel
- Easy selective coordination with all Low-Peak fuses using simple 2:1 ampacity ratio
- All-purpose silver-linked fuse for both overload and short-circuit protection for high capacity systems (mains and large feeders)
- Time-delay for close sizing to load
- Current-limiting action of the fuse generally affords considerable reduction in bus bracing
- 300kA Interrupting rating complies with NEC® Sections 110.9 and 230.65 for today's large capacity systems
- O-ring seals maximize pressure build-up during current-limiting action and ensure filler retention
- High grade silica sand filler accelerates response of fuse to short-circuits by having quenching effect upon the fuse arc
- 99.9% pure silver links for high conductivity with low watt loss and low operating temperature at normal current levels; minimizes total clearing I²t fault energy let-through
- Glass melamine tube
- Silver-plated end bells

Recommended Fuse Blocks — 601 to 1200 Amps†

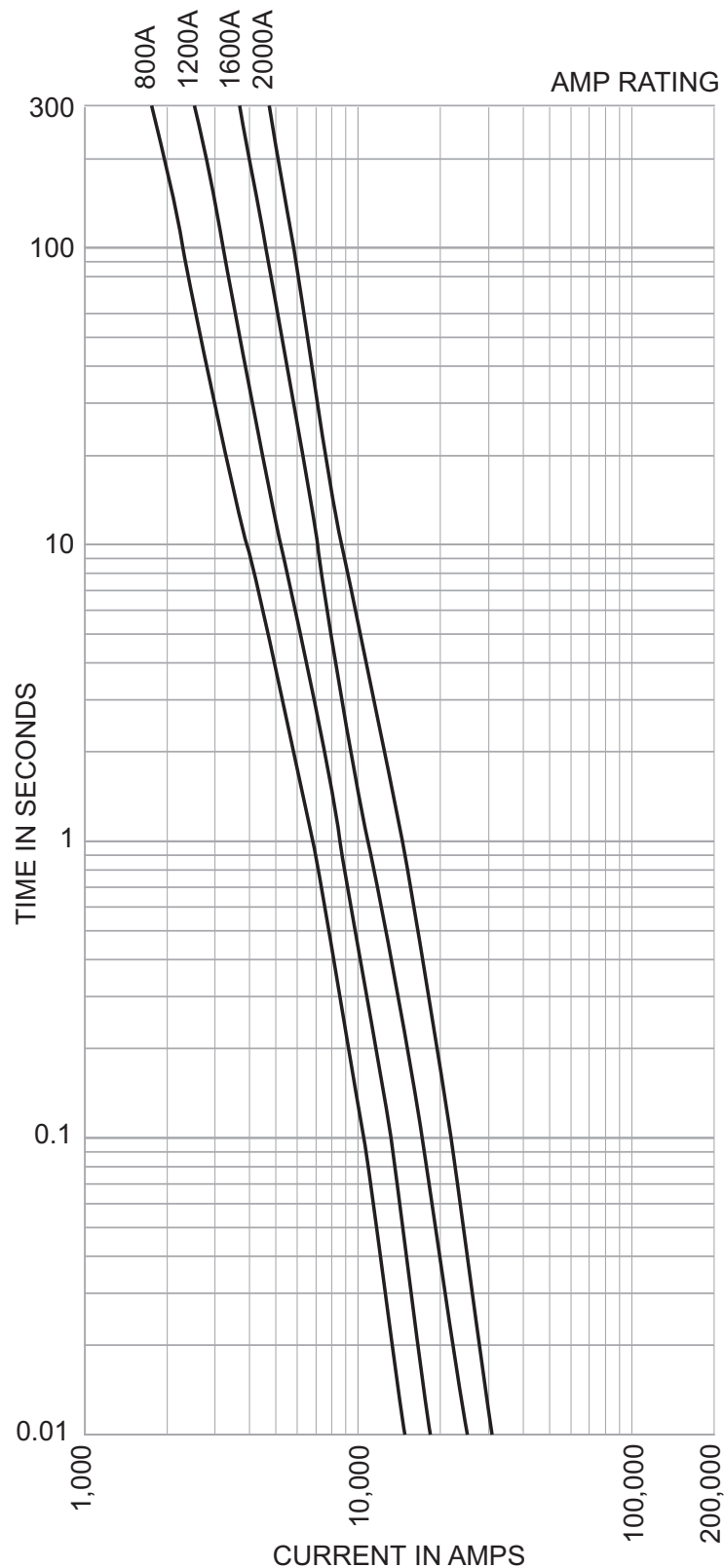
Catalog Numbers	Poles
51215	1
51235	3

† No Agency listings available.

No reducers available.

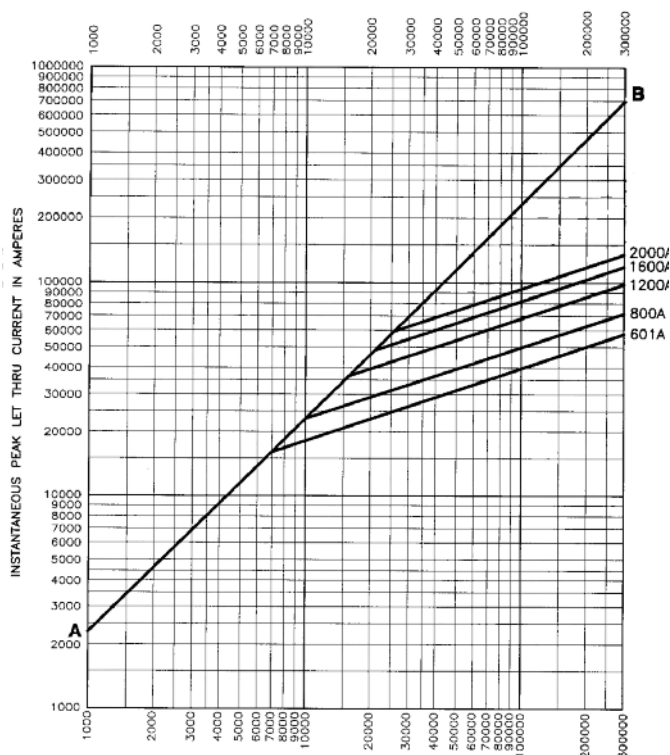
KRP-C — 600Vac/300Vdc, 601-2000A, Time-Delay Fuses

Time-Current Curves - Average Melt



KRP-C — 600Vac/300Vdc, 601-2000A, Time-Delay Fuses

Current-Limitation Curves



Current-Limiting Effects

Prospect. S.C.C.	Let-Through Current (Apparent RMS Symmetrical Vs. Fuse Rating)				
	601A	800A	1200A	1600A	2000A
5000	5000	5000	5000	5000	5000
10,000	8000	10,000	10,000	10,000	10,000
15,000	9000	12,000	15,000	15,000	15,000
20,000	10,000	13,000	17,000	20,000	20,000
25,000	11,000	14,000	19,000	22,000	25,000
30,000	11,000	14,000	20,000	24,000	27,000
35,000	12,000	15,000	21,000	25,000	29,000
40,000	13,000	16,000	22,000	26,000	30,000
50,000	14,000	17,000	23,000	28,000	32,000
60,000	15,000	18,000	25,000	30,000	34,000
70,000	15,000	19,000	26,000	32,000	36,000
80,000	16,000	20,000	27,000	33,000	38,000
90,000	17,000	21,000	29,000	34,000	39,000
100,000	17,000	22,000	30,000	36,000	41,000
150,000	20,000	25,000	34,000	41,000	47,000
200,000	22,000	27,000	37,000	45,000	51,000
250,000	24,000	29,000	40,000	49,000	55,000
300,000	25,000	31,000	43,000	52,000	59,000

The only controlled copy of this Data Sheet is the electronic read-only version located on the Cooper Bussmann Network Drive. All other copies of this document are by definition uncontrolled. This bulletin is intended to clearly present comprehensive product data and provide technical information that will help the end user with design applications. Cooper Bussmann reserves the right, without notice, to change design or construction of any products and to discontinue or limit distribution of any products. Cooper Bussmann also reserves the right to change or update, without notice, any technical information contained in this bulletin. Once a product has been selected, it should be tested by the user in all possible applications.